

Stainless steel castors



Selection tool

Stainless steel castors



Series	TPA	VPA	VPP	POEV	PATH
Tread / tyre	Thermoplastic rubber-elastomer (TPE)	Solid rubber		Elastic solid rubber, smooth rolling quality, "Blickle Easy Roll"	Thermoplastic polyurethane (TPU)
Tread and tyre hardness	85 Shore A	80 Shore A	80 Shore A	65 Shore A	94 Shore A
Non-marking	✓ (tread contains oil)	✓	✓	✓	✓
Electrical conductivity	optional	–	–	optional	optional
Wheel centre / rim	polypropylene	nylon	polypropylene	nylon	nylon
Wheel Ø	50–200 mm	50–125 mm	80–200 mm	80–200 mm	50–200 mm
Load capacity up to	250 kg	120 kg	205 kg	500 kg	300 kg
Rolling resistance	■ ■ ■ ■ ■	■ ■ ■ ■ ■	■ ■ ■ ■ ■	■ ■ ■ ■ ■	■ ■ ■ ■ ■
Smooth operation and floor preservation	■ ■ ■ ■ ■	■ ■ ■ ■ ■	■ ■ ■ ■ ■	■ ■ ■ ■ ■	■ ■ ■ ■ ■
Washing machine-proof kitchen castors (DIN 18867-8)	optional	–	–	optional	optional
For a description of the wheel, refer to	page 122, 186	page 127	page 189–190	page 212–213	page 136, 258
For information about swivel and fixed castors, refer to	page 390–391, 399–400	page 392–393	page 401–402	page 403–406	page 394–395, 407–408

■ ■ ■ ■ ■ excellent

■ ■ ■ ■ ■ very good

■ ■ ■ ■ ■ good

■ ■ ■ ■ ■ satisfactory

■ ■ ■ ■ ■ adequate ✓ yes – no

8



POTHs	POTH	POBS	PO	SPO
Thermoplastic polyurethane (TPU)		Polyurethane elastomer Blickle Besthane® Soft	Nylon	
80 Shore A	94 Shore A	75 Shore A	70 Shore D	70 Shore D
✓	✓	✓	✓	✓
–	–	–	optional	–
nylon	nylon	nylon	nylon	nylon
100–200 mm	75–200 mm	80–200 mm	50–200 mm	80–200 mm
400 kg	800 kg	500 kg	400 kg	800 kg
■ ■ ■ ■ ■	■ ■ ■ ■ ■	■ ■ ■ ■ ■	■ ■ ■ ■ ■	■ ■ ■ ■ ■
■ ■ ■ ■ ■	■ ■ ■ ■ ■	■ ■ ■ ■ ■	■ ■ ■ ■ ■	■ ■ ■ ■ ■
–	–	–	–	–
page 270	page 263	page 318	page 343–344	page 355–356
page 409–412	page 413–414	page 415–416	page 396–397, 417–420	page 421

LRXA-TPA, BRXA-TPA, LKRXA-TPA, BKRXA-TPA series

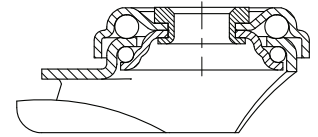
Stainless steel light-duty castors with bolt hole, wheel with thermoplastic rubber tread

50–120 kg

- Bracket:** LRXA/BRXA, LKRXA/BKRXA series
- high-quality chromium-nickel steel (1.4301/AISI 304), stainless steel, vibration-ground finishing
 - all parts including axle material are corrosion-resistant
- Swivel bracket:**
- double ball bearing in the swivel head
 - strong central kingpin
 - minimum swivel head play and smooth rolling characteristic and increased service life due to the special dynamic Blickle riveting process

- Wheel:** TPA series
- tread: high-quality thermoplastic rubber-elastomer (TPE), hardness 85 Shore A, colour grey, non-marking, oil containing
 - wheel centre: high-quality polypropylene, impact resistant, colour silver grey ("ELS" version colour black)

- Additional details:**
- bracket series: page 95
 - brakes: page 112–113
 - wheel series: page 60
 - bearing types: page 84–85



Swivel castors	Fixed castors	Swivel castors with "stop-fix" brake	Wheel Ø [mm]	Wheel width [mm]	Load capacity [kg]	Bearing type	Total height [mm]	Plate Ø [mm]	Bolt hole Ø [mm]	Offset swivel castor [mm]
LRXA-TPA 50G	BRXA-TPA 50G	LRXA-TPA 50G-FI	50	19	50	plain bore	69	43	11	23
LRXA-TPA 50KFD	BRXA-TPA 50KFD	LRXA-TPA 50KFD-FI	50	19	50	ball bearing (C)	69	43	11	23
LRXA-TPA 75G	BRXA-TPA 75G	LRXA-TPA 75G-FI	75	25	75	plain bore	98	43	11	29
LRXA-TPA 75KFD	BRXA-TPA 75KFD	LRXA-TPA 75KFD-FI	75	25	75	ball bearing (C)	98	43	11	29
LKRXA-TPA 80G	BKRXA-TPA 80G	LKRXA-TPA 80G-FI	80	32	100	plain bore	108	57	13	40
LKRXA-TPA 80G-11		LKRXA-TPA 80G-11-FI	80	32	100	plain bore	108	57	11	40
LKRXA-TPA 80KFD	BKRXA-TPA 80KFD	LKRXA-TPA 80KFD-FI	80	32	100	ball bearing (C)	108	57	13	40
LKRXA-TPA 80KFD-11		LKRXA-TPA 80KFD-11-FI	80	32	100	ball bearing (C)	108	57	11	40
LKRXA-TPA 101G	BKRXA-TPA 101G	LKRXA-TPA 101G-FI	100	32	110	plain bore	133	57	13	40
LKRXA-TPA 101G-11		LKRXA-TPA 101G-11-FI	100	32	110	plain bore	133	57	11	40
LKRXA-TPA 101KFD	BKRXA-TPA 101KFD	LKRXA-TPA 101KFD-FI	100	32	110	ball bearing (C)	133	57	13	40
LKRXA-TPA 101KFD-11		LKRXA-TPA 101KFD-11-FI	100	32	110	ball bearing (C)	133	57	11	40
LKRXA-TPA 126G	BKRXA-TPA 126G	LKRXA-TPA 126G-FI	125	32	120	plain bore	158	57	13	40
LKRXA-TPA 126G-11		LKRXA-TPA 126G-11-FI	125	32	120	plain bore	158	57	11	40
LKRXA-TPA 126KFD	BKRXA-TPA 126KFD	LKRXA-TPA 126KFD-FI	125	32	120	ball bearing (C)	158	57	13	40
LKRXA-TPA 126KFD-11		LKRXA-TPA 126KFD-11-FI	125	32	120	ball bearing (C)	158	57	11	40

Versions / options



	plain bore version	electrically conductive version, non-marking grey	with synthetic expander fitting, corrosion-resistant	with plug-in stem made of stainless steel	buffers
Technical description page		50	105	104	116
Product code suffix		-ELS	see page 398	see page 398	AG / ARG series
Available for		all*	swivel castors with bolt hole Ø 11 mm (except ELS)	swivel castors with wheel Ø 125 mm and bolt hole Ø 13 mm**	see page 398

* Wheel load capacity of electrically conductive version reduced by 35%
 ** In accordance with DIN 18867-8 (large-scale catering equipment)

LPXA-TPA, BPXA-TPA, LKPXA-TPA, BKPXA-TPA series

Stainless steel light-duty castors with top plate, wheel with thermoplastic rubber tread

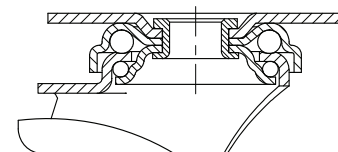


50–120 kg

- Bracket:** LPXA/BPXA, LKPXA/BKPXA series
- high-quality chromium-nickel steel (1.4301/AISI 304), stainless steel, vibration-ground finishing
 - all parts including axle material are corrosion-resistant
- Swivel bracket:**
- double ball bearing in the swivel head
 - strong central kingpin
 - minimum swivel head play and smooth rolling characteristic and increased service life due to the special dynamic Blickle riveting process

- Wheel:** TPA series
- tread: high-quality thermoplastic rubber-elastomer (TPE), hardness 85 Shore A, colour grey, non-marking, oil containing
 - wheel centre: high-quality polypropylene, impact resistant, colour silver grey ("ELS" version colour black)

- Additional details:**
- bracket series: page 96
 - brakes: page 112–113
 - wheel series: page 60
 - bearing types: page 84–85



Swivel castors	Fixed castors	Swivel castors with "stop-fix" brake	Wheel Ø [mm]	Wheel width [mm]	Load capacity [kg]	Bearing type	Total height [mm]	Plate size [mm]	Bolt hole spacing [mm]	Bolt hole Ø [mm]	Offset swivel castor [mm]
LPXA-TPA 50G	BPXA-TPA 50G	LPXA-TPA 50G-FI	50	19	50	plain bore	71	60 x 60	38 x 38 / 48 x 48	6.2	23
LPXA-TPA 50KFD	BPXA-TPA 50KFD	LPXA-TPA 50KFD-FI	50	19	50	ball bearing (C)	71	60 x 60	38 x 38 / 48 x 48	6.2	23
LPXA-TPA 75G	BPXA-TPA 75G	LPXA-TPA 75G-FI	75	25	75	plain bore	100	60 x 60	38 x 38 / 48 x 48	6.2	29
LPXA-TPA 75KFD	BPXA-TPA 75KFD	LPXA-TPA 75KFD-FI	75	25	75	ball bearing (C)	100	60 x 60	38 x 38 / 48 x 48	6.2	29
LKPXA-TPA 80G	BKPXA-TPA 80G	LKPXA-TPA 80G-FI	80	32	100	plain bore	111	90 x 66	75 x 45 / 61 x 51	8.5	40
LKPXA-TPA 80KFD	BKPXA-TPA 80KFD	LKPXA-TPA 80KFD-FI	80	32	100	ball bearing (C)	111	90 x 66	75 x 45 / 61 x 51	8.5	40
LKPXA-TPA 101G	BKPXA-TPA 101G	LKPXA-TPA 101G-FI	100	32	110	plain bore	136	90 x 66	75 x 45 / 61 x 51	8.5	40
LKPXA-TPA 101KFD	BKPXA-TPA 101KFD	LKPXA-TPA 101KFD-FI	100	32	110	ball bearing (C)	136	90 x 66	75 x 45 / 61 x 51	8.5	40
LKPXA-TPA 126G-26 *	BKPXA-TPA 126G-26 *	LKPXA-TPA 126G-26-FI *	125	32	120	plain bore	161	90 x 66	75 x 50	8.5	40
LKPXA-TPA 126G	BKPXA-TPA 126G	LKPXA-TPA 126G-FI	125	32	120	plain bore	161	90 x 66	75 x 45 / 61 x 51	8.5	40
LKPXA-TPA 126KFD-26 *	BKPXA-TPA 126KFD-26 *	LKPXA-TPA 126KFD-26-FI *	125	32	120	ball bearing (C)	161	90 x 66	75 x 50	8.5	40
LKPXA-TPA 126KFD	BKPXA-TPA 126KFD	LKPXA-TPA 126KFD-FI	125	32	120	ball bearing (C)	161	90 x 66	75 x 45 / 61 x 51	8.5	40

* Plate dimensions in accordance with DIN 18867-8 (large-scale catering equipment)

Versions / options



	plain bore version	electrically conductive version, non-marking grey
Technical description page		50
Product code suffix		-ELS
Available for		all**

** Wheel load capacity of electrically conductive version reduced by 35%

LRXA-VPA, BRXA-VPA, LKRXA-VPA, BKRXA-VPA series

Stainless steel light-duty castors with bolt hole, wheel with solid rubber tyres

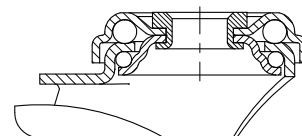


40–120 kg

- Bracket:** LRXA/BRXA, LKRXA/BKRXA series
- high-quality chromium-nickel steel (1.4301/AISI 304), stainless steel, vibration-ground finishing
 - all parts including axle material are corrosion-resistant
- Swivel bracket:**
- double ball bearing in the swivel head
 - strong central kingpin
 - minimum swivel head play and smooth rolling characteristic and increased service life due to the special dynamic Blickle riveting process

- Wheel:** VPA series
- tyre: high-quality solid rubber, hardness 80 Shore A, colour grey, non-marking, non-staining
 - rim: high-quality nylon 6, impact resistant, colour black

- Additional details:**
- bracket series: page 95
 - brakes: page 112–113
 - wheel series: page 60
 - bearing types: page 84–85



Swivel castors	Fixed castors	Swivel castors with "stop-fix" brake	Wheel Ø [mm]	Wheel width [mm]	Load capacity [kg]	Bearing type	Total height [mm]	Plate Ø [mm]	Bolt hole Ø [mm]	Offset swivel castor [mm]
LRXA-VPA 50G	BRXA-VPA 50G	LRXA-VPA 50G-FI	50	18	40	plain bore	69	43	11	23
LRXA-VPA 75G	BRXA-VPA 75G	LRXA-VPA 75G-FI	75	25	60	plain bore	98	43	11	29
LKRXA-VPA 80G	BKRXA-VPA 80G	LKRXA-VPA 80G-FI	80	25	80	plain bore	108	57	13	40
LKRXA-VPA 80G-11		LKRXA-VPA 80G-11-FI	80	25	80	plain bore	108	57	11	40
LKRXA-VPA 101G	BKRXA-VPA 101G	LKRXA-VPA 101G-FI	100	32	110	plain bore	133	57	13	40
LKRXA-VPA 101G-11		LKRXA-VPA 101G-11-FI	100	32	110	plain bore	133	57	11	40
LKRXA-VPA 125G	BKRXA-VPA 125G	LKRXA-VPA 125G-FI	125	25	100	plain bore	158	57	13	40
LKRXA-VPA 125G-11		LKRXA-VPA 125G-11-FI	125	25	100	plain bore	158	57	11	40
LKRXA-VPA 126G	BKRXA-VPA 126G	LKRXA-VPA 126G-FI	125	32	120	plain bore	158	57	13	40
LKRXA-VPA 126G-11		LKRXA-VPA 126G-11-FI	125	32	120	plain bore	158	57	11	40

8

Versions / options



	with synthetic expander fitting, corrosion-resistant	buffers
Technical description page	105	116
Product code suffix	see page 398	AG / ARG series
Available for	swivel castors with bolt hole Ø 11 mm	see page 398

LPXA-VPA, BPXA-VPA, LKPXA-VPA, BKPXA-VPA series

Stainless steel light-duty castors with top plate, wheel with solid rubber tyres

40–120 kg

- Bracket:** LPXA/BPXA, LKPXA/BKPXA series
- high-quality chromium-nickel steel (1.4301/AISI 304), stainless steel, vibration-ground finishing
 - all parts including axle material are corrosion-resistant

Swivel bracket:

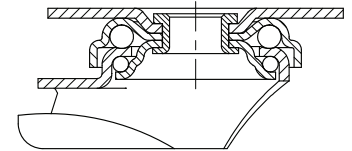
- double ball bearing in the swivel head
- strong central kingpin
- minimum swivel head play and smooth rolling characteristic and increased service life due to the special dynamic Blickle riveting process

Wheel: VPA series

- tyre: high-quality solid rubber, hardness 80 Shore A, colour grey, non-marking, non-staining
- rim: high-quality nylon 6, impact resistant, colour black

Additional details:

- bracket series: page 96
- brakes: page 112–113
- wheel series: page 60
- bearing types: page 84–85



Swivel castors	Fixed castors	Swivel castors with "stop-fix" brake	Wheel Ø [mm]	Wheel width [mm]	Load capacity [kg]	Bearing type	Total height [mm]	Plate size [mm]	Bolt hole spacing [mm]	Bolt hole Ø [mm]	Offset swivel castor [mm]
LPXA-VPA 50G	BPXA-VPA 50G	LPXA-VPA 50G-FI	50	18	40	plain bore	71	60 x 60	38 x 38 / 48 x 48	6.2	23
LPXA-VPA 75G	BPXA-VPA 75G	LPXA-VPA 75G-FI	75	25	60	plain bore	100	60 x 60	38 x 38 / 48 x 48	6.2	29
LKPXA-VPA 80G	BKPXA-VPA 80G	LKPXA-VPA 80G-FI	80	25	80	plain bore	111	90 x 66	75 x 45 / 61 x 51	8.5	40
LKPXA-VPA 101G	BKPXA-VPA 101G	LKPXA-VPA 101G-FI	100	32	110	plain bore	136	90 x 66	75 x 45 / 61 x 51	8.5	40
LKPXA-VPA 125G	BKPXA-VPA 125G	LKPXA-VPA 125G-FI	125	25	100	plain bore	161	90 x 66	75 x 45 / 61 x 51	8.5	40
LKPXA-VPA 126G	BKPXA-VPA 126G	LKPXA-VPA 126G-FI	125	32	120	plain bore	161	90 x 66	75 x 45 / 61 x 51	8.5	40

LRXA-, BRXA-, LKRXA-, BKRXA-PATH series

Stainless steel light-duty castors with bolt hole, wheel with thermoplastic polyurethane tread

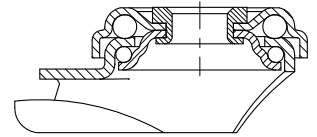


75–120 kg

- Bracket:** LRXA/BRXA, LKRXA/BKRXA series
- high-quality chromium-nickel steel (1.4301/AISI 304), stainless steel, vibration-ground finishing
 - all parts including axle material are corrosion-resistant
- Swivel bracket:**
- double ball bearing in the swivel head
 - strong central kingpin
 - minimum swivel head play and smooth rolling characteristic and increased service life due to the special dynamic Blickle riveting process

- Wheel:** PATH series
- tread: high-quality thermoplastic polyurethane (TPU), hardness 94 Shore A, colour dark grey, non-marking, non-staining
 - wheel centre: high-quality nylon 6, impact resistant, colour silver grey

- Additional details:**
- bracket series: page 95
 - brakes: page 112–113
 - wheel series: page 61
 - bearing types: page 84–85



Swivel castors	Fixed castors	Swivel castors with "stop-fix" brake	Wheel Ø [mm]	Wheel width [mm]	Load capacity [kg]	Bearing type	Total height [mm]	Plate Ø [mm]	Bolt hole Ø [mm]	Offset swivel castor [mm]
LRXA-PATH 50G	BRXA-PATH 50G	LRXA-PATH 50G-FI	50	19	75	plain bore	69	43	11	23
LRXA-PATH 50KFD	BRXA-PATH 50KFD	LRXA-PATH 50KFD-FI	50	19	75	ball bearing (C)	69	43	11	23
LRXA-PATH 75G	BRXA-PATH 75G	LRXA-PATH 75G-FI	75	25	75	plain bore	98	43	11	29
LRXA-PATH 75KFD	BRXA-PATH 75KFD	LRXA-PATH 75KFD-FI	75	25	75	ball bearing (C)	98	43	11	29
LKRXA-PATH 80G	BKRXA-PATH 80G	LKRXA-PATH 80G-FI	80	32	120	plain bore	108	57	13	40
LKRXA-PATH 80G-11		LKRXA-PATH 80G-11-FI	80	32	120	plain bore	108	57	11	40
LKRXA-PATH 80KFD	BKRXA-PATH 80KFD	LKRXA-PATH 80KFD-FI	80	32	120	ball bearing (C)	108	57	13	40
LKRXA-PATH 80KFD-11		LKRXA-PATH 80KFD-11-FI	80	32	120	ball bearing (C)	108	57	11	40
LKRXA-PATH 101G	BKRXA-PATH 101G	LKRXA-PATH 101G-FI	100	32	120	plain bore	133	57	13	40
LKRXA-PATH 101G-11		LKRXA-PATH 101G-11-FI	100	32	120	plain bore	133	57	11	40
LKRXA-PATH 101KFD	BKRXA-PATH 101KFD	LKRXA-PATH 101KFD-FI	100	32	120	ball bearing (C)	133	57	13	40
LKRXA-PATH 101KFD-11		LKRXA-PATH 101KFD-11-FI	100	32	120	ball bearing (C)	133	57	11	40
LKRXA-PATH 126G	BKRXA-PATH 126G	LKRXA-PATH 126G-FI	125	32	120	plain bore	158	57	13	40
LKRXA-PATH 126G-11		LKRXA-PATH 126G-11-FI	125	32	120	plain bore	158	57	11	40
LKRXA-PATH 126KFD	BKRXA-PATH 126KFD	LKRXA-PATH 126KFD-FI	125	32	120	ball bearing (C)	158	57	13	40
LKRXA-PATH 126KFD-11		LKRXA-PATH 126KFD-11-FI	125	32	120	ball bearing (C)	158	57	11	40

8

Versions / options



	plain bore version	electrically conductive version, non-marking grey	with synthetic expander fitting, corrosion-resistant	with plug-in stem made of stainless steel	buffers
Technical description page		50	105	104	116
Product code suffix		-ELS	see page 398	see page 398	AG / ARG series
Available for		ball bearing versions*	swivel castors with bolt hole Ø 11 mm (except ELS)	swivel castors with wheel Ø 125 mm and bolt hole Ø 13 mm**	see page 398

* Wheel load capacity of electrically conductive version reduced by 35%
 ** In accordance with DIN 18867-8 (large-scale catering equipment)

LPXA-, BPXA-, LKPXA-, BKPXA-PATH series

Stainless steel light-duty castors with top plate, wheel with thermoplastic polyurethane tread

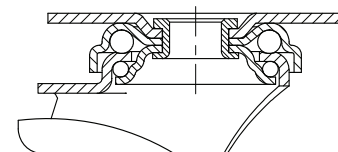


75–120 kg

- Bracket:** LPXA/BPXA, LKPXA/BKPXA series
- high-quality chromium-nickel steel (1.4301/AISI 304), stainless steel, vibration-ground finishing
 - all parts including axle material are corrosion-resistant
- Swivel bracket:**
- double ball bearing in the swivel head
 - strong central kingpin
 - minimum swivel head play and smooth rolling characteristic and increased service life due to the special dynamic Blickle riveting process

- Wheel:** PATH series
- tread: high-quality thermoplastic polyurethane (TPU), hardness 94 Shore A, colour dark grey, non-marking, non-staining
 - wheel centre: high-quality nylon 6, impact resistant, colour silver grey

- Additional details:**
- bracket series: page 96
 - brakes: page 112–113
 - wheel series: page 61
 - bearing types: page 84–85



Swivel castors	Fixed castors	Swivel castors with "stop-fix" brake	Wheel Ø [mm]	Wheel width [mm]	Load capacity [kg]	Bearing type	Total height [mm]	Plate size [mm]	Bolt hole spacing [mm]	Bolt hole Ø [mm]	Offset swivel castor [mm]
LPXA-PATH 50G	BPXA-PATH 50G	LPXA-PATH 50G-FI	50	19	75	plain bore	71	60 x 60	38 x 38 / 48 x 48	6.2	23
LPXA-PATH 50KFD	BPXA-PATH 50KFD	LPXA-PATH 50KFD-FI	50	19	75	ball bearing (C)	71	60 x 60	38 x 38 / 48 x 48	6.2	23
LPXA-PATH 75G	BPXA-PATH 75G	LPXA-PATH 75G-FI	75	25	75	plain bore	100	60 x 60	38 x 38 / 48 x 48	6.2	29
LPXA-PATH 75KFD	BPXA-PATH 75KFD	LPXA-PATH 75KFD-FI	75	25	75	ball bearing (C)	100	60 x 60	38 x 38 / 48 x 48	6.2	29
LKPXA-PATH 80G	BKPXA-PATH 80G	LKPXA-PATH 80G-FI	80	32	120	plain bore	111	90 x 66	75 x 45 / 61 x 51	8.5	40
LKPXA-PATH 80KFD	BKPXA-PATH 80KFD	LKPXA-PATH 80KFD-FI	80	32	120	ball bearing (C)	111	90 x 66	75 x 45 / 61 x 51	8.5	40
LKPXA-PATH 101G	BKPXA-PATH 101G	LKPXA-PATH 101G-FI	100	32	120	plain bore	136	90 x 66	75 x 45 / 61 x 51	8.5	40
LKPXA-PATH 101KFD	BKPXA-PATH 101KFD	LKPXA-PATH 101KFD-FI	100	32	120	ball bearing (C)	136	90 x 66	75 x 45 / 61 x 51	8.5	40
LKPXA-PATH 126G-26 *	BKPXA-PATH 126G-26 *	LKPXA-PATH 126G-26-FI *	125	32	120	plain bore	161	90 x 66	75 x 50	8.5	40
LKPXA-PATH 126G	BKPXA-PATH 126G	LKPXA-PATH 126G-FI	125	32	120	plain bore	161	90 x 66	75 x 45 / 61 x 51	8.5	40
LKPXA-PATH 126KFD-26 *	BKPXA-PATH 126KFD-26 *	LKPXA-PATH 126KFD-26-FI *	125	32	120	ball bearing (C)	161	90 x 66	75 x 50	8.5	40
LKPXA-PATH 126KFD	BKPXA-PATH 126KFD	LKPXA-PATH 126KFD-FI	125	32	120	ball bearing (C)	161	90 x 66	75 x 45 / 61 x 51	8.5	40

* Plate dimensions in accordance with DIN 18867-8 (large-scale catering equipment)

Versions / options



plain bore version	electrically conductive version, non-marking grey
Technical description page	50
Product code suffix	-ELS
Available for	ball bearing versions**

** Wheel load capacity of electrically conductive version reduced by 35%

LRXA-PO, BRXA-PO, LKRXA-PO, BKRXA-PO series

Stainless steel light-duty castors with bolt hole, with nylon wheel



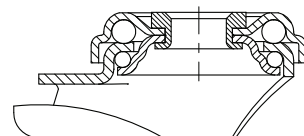
75–120 kg

Bracket: LRXA/BRXA, LKRXA/BKRXA series
 • high-quality chromium-nickel steel (1.4301/AISI 304), stainless steel, vibration-ground finishing
 • all parts including axle material are corrosion-resistant

Swivel bracket:
 • double ball bearing in the swivel head
 • strong central kingpin
 • minimum swivel head play and smooth rolling characteristic and increased service life due to the special dynamic Blickle riveting process

Wheel: PO series
 • high-quality nylon 6, impact resistant, hardness 70 Shore D, colour natural white

Additional details:
 • bracket series: page 95
 • brakes: page 112–113
 • wheel series: page 69
 • bearing types: page 84–85



Swivel castors	Fixed castors	Swivel castors with "stop-fix" brake	Wheel Ø [mm]	Wheel width [mm]	Load capacity [kg]	Bearing type	Total height [mm]	Plate Ø [mm]	Bolt hole Ø [mm]	Offset swivel castor [mm]
LRXA-PO 50G	BRXA-PO 50G	LRXA-PO 50G-FI	50	18	75	plain bore	69	43	11	23
LRXA-PO 76G	BRXA-PO 76G	LRXA-PO 76G-FI	75	23	75	plain bore	98	43	11	29
LKRXA-PO 80G	BKRXA-PO 80G	LKRXA-PO 80G-FI	80	32	120	plain bore	108	57	13	40
LKRXA-PO 80G-11		LKRXA-PO 80G-11-FI	80	32	120	plain bore	108	57	11	40
LKRXA-PO 101G	BKRXA-PO 101G	LKRXA-PO 101G-FI	100	32	120	plain bore	133	57	13	40
LKRXA-PO 101G-11		LKRXA-PO 101G-11-FI	100	32	120	plain bore	133	57	11	40
LKRXA-PO 126G	BKRXA-PO 126G	LKRXA-PO 126G-FI	125	32	120	plain bore	158	57	13	40
LKRXA-PO 126G-11		LKRXA-PO 126G-11-FI	125	32	120	plain bore	158	57	11	40

8

Versions / options



	with synthetic expander fitting, corrosion-resistant	buffers
Technical description page	105	116
Product code suffix	see page 398	AG / ARG series
Available for	swivel castors with bolt hole Ø 11 mm	see page 398

LPXA-PO, BPXA-PO, LKPXA-PO, BKPXA-PO series

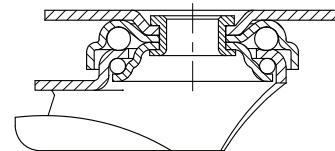
Stainless steel light-duty castors with top plate, with nylon wheel

75–120 kg

- Bracket:** LPXA/BPXA, LKPXA/BKPXA series
- high-quality chromium-nickel steel (1.4301/AISI 304), stainless steel, vibration-ground finishing
 - all parts including axle material are corrosion-resistant
- Swivel bracket:**
- double ball bearing in the swivel head
 - strong central kingpin
 - minimum swivel head play and smooth rolling characteristic and increased service life due to the special dynamic Blickle riveting process

- Wheel:** PO series
- high-quality nylon 6, impact resistant, hardness 70 Shore D, colour natural white

- Additional details:**
- bracket series: page 96
 - brakes: page 112–113
 - wheel series: page 69
 - bearing types: page 84–85

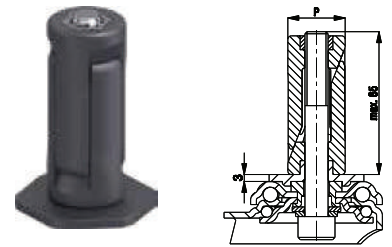


Swivel castors	Fixed castors	Swivel castors with "stop-fix" brake	Wheel Ø [mm]	Wheel width [mm]	Load capacity [kg]	Bearing type	Total height [mm]	Plate size [mm]	Bolt hole spacing [mm]	Bolt hole Ø [mm]	Offset swivel castor [mm]
LPXA-PO 50G	BPXA-PO 50G	LPXA-PO 50G-FI	50	18	75	plain bore	71	60 x 60	38 x 38 / 48 x 48	6.2	23
LPXA-PO 76G	BPXA-PO 76G	LPXA-PO 76G-FI	75	23	75	plain bore	100	60 x 60	38 x 38 / 48 x 48	6.2	29
LKPXA-PO 80G	BKPXA-PO 80G	LKPXA-PO 80G-FI	80	32	120	plain bore	111	90 x 66	75 x 45 / 61 x 51	8.5	40
LKPXA-PO 101G	BKPXA-PO 101G	LKPXA-PO 101G-FI	100	32	120	plain bore	136	90 x 66	75 x 45 / 61 x 51	8.5	40
LKPXA-PO 126G	BKPXA-PO 126G	LKPXA-PO 126G-FI	125	32	120	plain bore	161	90 x 66	75 x 45 / 61 x 51	8.5	40

Versions / options for stainless steel, light-duty castors

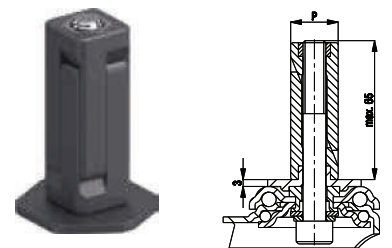
Corrosion-resistant synthetic expander fitting for round tubes

Product code suffix for the LRXA series	Product code suffix for the LKRXA series	Internal tube dimension (P) [mm]	Available for all swivel castors in the LRXA/ LKRXA series with bolt hole \varnothing 11 mm. Swivel castor and expander secured to prevent loosening with positive locking. Maximum fitting length is 65 mm. Increases total height of swivel castors by 3 mm. Detailed description: page 105
-EXR02	-EXR12	\varnothing 20–25	
-EXR03	-EXR13	\varnothing 25–30	
-EXR04	-EXR14	\varnothing 30–35	
-EXR05	-EXR15	\varnothing 35–40	



Corrosion-resistant synthetic expander fitting for square tubes

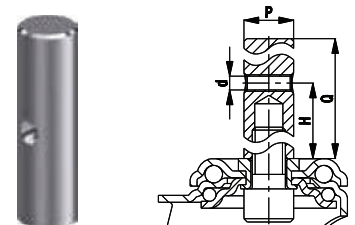
Product code suffix for the LRXA series	Product code suffix for the LKRXA series	Internal tube dimension (P) [mm]	Available for all swivel castors in the LRXA/ LKRXA series with bolt hole \varnothing 11 mm. Swivel castor and expander secured to prevent loosening with positive locking. Maximum fitting length is 65 mm. Increases total height of swivel castors by 3 mm. Detailed description: page 105
-EXV02	-EXV12	\square 18–21	
-EXV03	-EXV13	\square 21–25	
-EXV04	-EXV14	\square 25–29	
-EXV05	-EXV15	\square 29–32	
-EXV07	-EXV17	\square 32–38.5	
	-EXV18	\square 35.5–41	



8

Stainless steel plug-in stem in accordance with DIN 18867-8 (large-scale catering equipment)

Product code suffix	Stem dimension (\varnothing x height) (P x Q) [mm]	\varnothing Cross hole (d) [mm]	Position cross hole (H) [mm]	Available for all swivel castors in the LKRXA-TPA and LKRXA-PATH series with wheel \varnothing 125 mm and bolt hole \varnothing 13 mm. Detailed description: page 104
-ZAX51	\varnothing 18.0 x 62	M6	30	

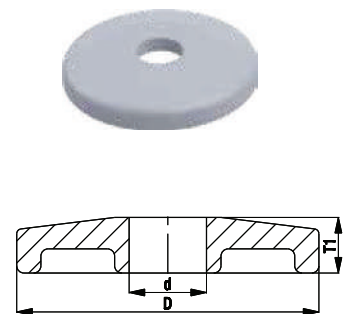


Buffers for round and square tubes

Product code	Wheel \varnothing (D) [mm]	Wheel width (T1) [mm]	Hole (d) [mm]	Buffers reduce the risk of damage to walls and vehicles in the event of a collision. Buffers for round and square tubes are fixed or connected to tubular frames in the external areas of vehicles. AG series: Made from soft synthetic polyethylene, hardness 48 Shore D, colour silver grey RAL 7001, non-marking. ARG series: Made from solid rubber, hardness 75 Shore A, colour grey, non- marking.
Synthetic buffers (polyethylene)				
AG 100/R25	100	17.5	\varnothing 25	
AG 100/V25	100	17.5	\square 25 x 25	
AG 125/R25	125	17.5	\varnothing 25	
AG 125/V25	125	17.5	\square 25 x 25	
Solid rubber buffers				
ARG 75/R10	75	23	\varnothing 10	
ARG 100/R26	100	23	\varnothing 26	
ARG 100/R32	100	23	\varnothing 32	
ARG 125/R26	125	23	\varnothing 26	
ARG 125/R32	125	23	\varnothing 32	

Other dimensions and special colours are available upon request.

Detailed description: page 116



LEX-TPA, BX-TPA series

Stainless steel castors with top plate, wheel with thermoplastic rubber tread

100–250 kg

Bracket: LEX/BX series

- high-quality chromium-nickel steel (1.4301/AISI 304), stainless steel, vibration-ground finishing
- all parts including axle material are corrosion-resistant

Swivel bracket:

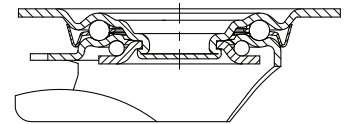
- double ball bearing in the swivel head
- swivel head seal
- minimum swivel head play and smooth rolling characteristic and increased service life due to the special dynamic Blickle riveting process

Wheel: TPA series

- tread: high-quality thermoplastic rubber-elastomer (TPE), hardness 85 Shore A, colour grey, non-marking, oil containing
- wheel centre: high-quality polypropylene, impact resistant, colour silver grey ("ELS" version colour black)

Additional details:

- bracket series: page 96
- brakes: page 112–113
- wheel series: page 60
- bearing types: page 84–85



Swivel castors	Fixed castors	Swivel castors with "stop-fix" brake	Wheel Ø [mm]	Wheel width [mm]	Load capacity [kg]	Bearing type	Total height [mm]	Plate size [mm]	Bolt hole spacing [mm]	Bolt hole Ø [mm]	Offset swivel castor [mm]
LEX-TPA 80G	BX-TPA 80G	LEX-TPA 80G-FI	80	32	100	plain bore	102	100 x 85	80 x 60	9	38
LEX-TPA 80KFD	BX-TPA 80KFD	LEX-TPA 80KFD-FI	80	32	100	ball bearing (C)	102	100 x 85	80 x 60	9	38
LEX-TPA 102G	BX-TPA 102G	LEX-TPA 102G-FI	100	32	110	plain bore	125	100 x 85	80 x 60	9	36
LEX-TPA 102KFD	BX-TPA 102KFD	LEX-TPA 102KFD-FI	100	32	110	ball bearing (C)	125	100 x 85	80 x 60	9	36
LEX-TPA 127G	BX-TPA 127G	LEX-TPA 127G-FI	125	32	125	plain bore	150	100 x 85	80 x 60	9	38
LEX-TPA 127KFD	BX-TPA 127KFD	LEX-TPA 127KFD-FI	125	32	125	ball bearing (C)	150	100 x 85	80 x 60	9	38
LEX-TPA 160G	BX-TPA 160G	LEX-TPA 160G-FI	160	40	200	plain bore	195	140 x 110	105 x 75–80	11	54
LEX-TPA 160XR	BX-TPA 160XR	LEX-TPA 160XR-FI	160	40	200	roller bearing	195	140 x 110	105 x 75–80	11	54
LEX-TPA 200G	BX-TPA 200G	LEX-TPA 200G-FI	200	40	250	plain bore	235	140 x 110	105 x 75–80	11	54
LEX-TPA 200XR	BX-TPA 200XR	LEX-TPA 200XR-FI	200	40	250	roller bearing	235	140 x 110	105 x 75–80	11	54

8

Versions / options



	plain bore version	electrically conductive version, non-marking grey	directional lock (separate) 1 x 360°, stainless	directional lock (separate) 1 x 360°, stainless	with synthetic foot guard
Technical description page		50	115	115	116
Product code suffix		-ELS	RI-03.01-KX	RI-03.03-KX	-FP
Available for		all plain bore and ball bearing versions*	wheel Ø 100–125 mm**	wheel Ø 160–200 mm**	wheel Ø 125 mm upon request

* Wheel load capacity of electrically conductive version reduced by 35%
 ** Only for swivel castors without brake

LEXR-TPA series

Stainless steel castors with bolt hole, wheel with thermoplastic rubber tread

100–250 kg



Bracket: LEXR series

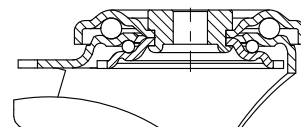
- high-quality chromium-nickel steel (1.4301/AISI 304), stainless steel, vibration-ground finishing
- double ball bearing in the swivel head
- strong central kingpin
- minimum swivel head play and smooth rolling characteristic and increased service life due to the special dynamic Blickle riveting process
- all parts including axle material are corrosion-resistant

Wheel: TPA series

- tread: high-quality thermoplastic rubber-elastomer (TPE), hardness 85 Shore A, colour grey, non-marking, oil containing
- wheel centre: high-quality polypropylene, impact resistant, colour silver grey ("ELS" version colour black)

Additional details:

- bracket series: page 96
- brakes: page 112–113
- wheel series: page 60
- bearing types: page 84–85



Swivel castors	Swivel castors with "stop-fix" brake	Wheel Ø [mm]	Wheel width [mm]	Load capacity [kg]	Bearing type	Total height [mm]	Plate Ø [mm]	Bolt hole Ø [mm]	Offset swivel castor [mm]
LEXR-TPA 80G	LEXR-TPA 80G-FI	80	32	100	plain bore	102	70	13	38
LEXR-TPA 80KFD	LEXR-TPA 80KFD-FI	80	32	100	ball bearing (C)	102	70	13	38
LEXR-TPA 102G	LEXR-TPA 102G-FI	100	32	110	plain bore	125	70	13	36
LEXR-TPA 102KFD	LEXR-TPA 102KFD-FI	100	32	110	ball bearing (C)	125	70	13	36
LEXR-TPA 127G	LEXR-TPA 127G-FI	125	32	125	plain bore	150	70	13	38
LEXR-TPA 127KFD	LEXR-TPA 127KFD-FI	125	32	125	ball bearing (C)	150	70	13	38
LEXR-TPA 160G	LEXR-TPA 160G-FI	160	40	200	plain bore	195	88	13	54
LEXR-TPA 160XR	LEXR-TPA 160XR-FI	160	40	200	roller bearing	195	88	13	54
LEXR-TPA 200G	LEXR-TPA 200G-FI	200	40	250	plain bore	235	88	13	54
LEXR-TPA 200XR	LEXR-TPA 200XR-FI	200	40	250	roller bearing	235	88	13	54

8

Versions / options



	plain bore version	electrically conductive version, non-marking grey	with synthetic foot guard
Technical description page		50	116
Product code suffix		-ELS	-FP
Available for		all plain bore and ball bearing versions*	wheel Ø 125 mm upon request

* Wheel load capacity of electrically conductive version reduced by 35%

LEX-VPP, BX-VPP series

Stainless steel castors with top plate, wheel with standard solid rubber tyre

50–205 kg

Bracket: LEX/BX series

- high-quality chromium-nickel steel (1.4301/AISI 304), stainless steel, vibration-ground finishing
- all parts including axle material are corrosion-resistant

Swivel bracket:

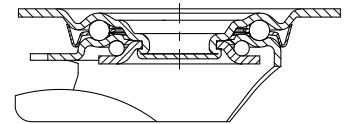
- double ball bearing in the swivel head
- swivel head seal
- minimum swivel head play and smooth rolling characteristic and increased service life due to the special dynamic Blickle riveting process

Wheel: VPP series

- tyre: standard solid rubber, hardness 80 Shore A, colour grey, non-marking
- rim: high-quality polypropylene, impact resistant, colour black

Additional details:

- bracket series: page 96
- brakes: page 112–113
- wheel series: page 61
- bearing types: page 84–85



Swivel castors	Fixed castors	Swivel castors with "stop-fix" brake	Wheel Ø [mm]	Wheel width [mm]	Load capacity [kg]	Bearing type	Total height [mm]	Plate size [mm]	Bolt hole spacing [mm]	Bolt hole Ø [mm]	Offset swivel castor [mm]
LEX-VPP 80G-SG	BX-VPP 80G-SG	LEX-VPP 80G-FI-SG	80	25	50	plain bore	102	100 x 85	80 x 60	9	38
LEX-VPP 80XR-SG	BX-VPP 80XR-SG	LEX-VPP 80XR-FI-SG	80	25	50	roller bearing	102	100 x 85	80 x 60	9	38
LEX-VPP 100G-SG	BX-VPP 100G-SG	LEX-VPP 100G-FI-SG	100	30	70	plain bore	125	100 x 85	80 x 60	9	36
LEX-VPP 100XR-SG	BX-VPP 100XR-SG	LEX-VPP 100XR-FI-SG	100	30	70	roller bearing	125	100 x 85	80 x 60	9	36
LEX-VPP 125G-SG	BX-VPP 125G-SG	LEX-VPP 125G-FI-SG	125	37.5	100	plain bore	150	100 x 85	80 x 60	9	38
LEX-VPP 125XR-SG	BX-VPP 125XR-SG	LEX-VPP 125XR-FI-SG	125	37.5	100	roller bearing	150	100 x 85	80 x 60	9	38
LEX-VPP 150G-1-SG	BX-VPP 150G-1-SG	LEX-VPP 150G-1-FI-SG	150	40	135	plain bore	190	100 x 85	80 x 60	9	54
LEX-VPP 150G-SG	BX-VPP 150G-SG	LEX-VPP 150G-FI-SG	150	40	135	plain bore	190	140 x 110	105 x 75–80	11	54
LEX-VPP 150XR-1-SG	BX-VPP 150XR-1-SG	LEX-VPP 150XR-1-FI-SG	150	40	135	roller bearing	190	100 x 85	80 x 60	9	54
LEX-VPP 150XR-SG	BX-VPP 150XR-SG	LEX-VPP 150XR-FI-SG	150	40	135	roller bearing	190	140 x 110	105 x 75–80	11	54
LEX-VPP 160G-1-SG	BX-VPP 160G-1-SG	LEX-VPP 160G-1-FI-SG	160	40	135	plain bore	195	100 x 85	80 x 60	9	54
LEX-VPP 160G-SG	BX-VPP 160G-SG	LEX-VPP 160G-FI-SG	160	40	135	plain bore	195	140 x 110	105 x 75–80	11	54
LEX-VPP 160XR-1-SG	BX-VPP 160XR-1-SG	LEX-VPP 160XR-1-FI-SG	160	40	135	roller bearing	195	100 x 85	80 x 60	9	54
LEX-VPP 160XR-SG	BX-VPP 160XR-SG	LEX-VPP 160XR-FI-SG	160	40	135	roller bearing	195	140 x 110	105 x 75–80	11	54
LEX-VPP 200G-1-SG	BX-VPP 200G-1-SG	LEX-VPP 200G-1-FI-SG	200	50	205	plain bore	235	100 x 85	80 x 60	9	54
LEX-VPP 200G-SG	BX-VPP 200G-SG	LEX-VPP 200G-FI-SG	200	50	205	plain bore	235	140 x 110	105 x 75–80	11	54
LEX-VPP 200XR-1-SG	BX-VPP 200XR-1-SG	LEX-VPP 200XR-1-FI-SG	200	50	205	roller bearing	235	100 x 85	80 x 60	9	54
LEX-VPP 200XR-SG	BX-VPP 200XR-SG	LEX-VPP 200XR-FI-SG	200	50	205	roller bearing	235	140 x 110	105 x 75–80	11	54

Versions / options



	directional lock (separate) 1 x 360°, stainless	directional lock (separate) 1 x 360°, stainless	with synthetic foot guard
Technical description page	115	115	116
Product code suffix	RI-03.01-KX	RI-03.03-KX	-FP
Available for	wheel Ø 100–125 mm*	wheel Ø 150–200 mm with plate 140x110 mm*	wheel Ø 125 mm upon request

* Only for swivel castors without brake

LEXR-VPP series

Stainless steel castors with bolt hole, wheel with standard solid rubber tyre

50–205 kg

Bracket: LEXR series

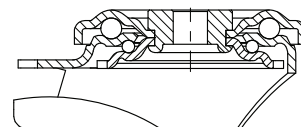
- high-quality chromium-nickel steel (1.4301/AISI 304), stainless steel, vibration-ground finishing
- double ball bearing in the swivel head
- strong central kingpin
- minimum swivel head play and smooth rolling characteristic and increased service life due to the special dynamic Blickle riveting process
- all parts including axle material are corrosion-resistant

Wheel: VPP series

- tyre: standard solid rubber, hardness 80 Shore A, colour grey, non-marking
- rim: high-quality polypropylene, impact resistant, colour black

Additional details:

- bracket series: page 96
- brakes: page 112–113
- wheel series: page 61
- bearing types: page 84–85



Swivel castors	Swivel castors with "stop-fix" brake	Wheel Ø [mm]	Wheel width [mm]	Load capacity [kg]	Bearing type	Total height [mm]	Plate Ø [mm]	Bolt hole Ø [mm]	Offset swivel castor [mm]
LEXR-VPP 80G-SG	LEXR-VPP 80G-FI-SG	80	25	50	plain bore	102	70	13	38
LEXR-VPP 100G-SG	LEXR-VPP 100G-FI-SG	100	30	70	plain bore	125	70	13	36
LEXR-VPP 125G-SG	LEXR-VPP 125G-FI-SG	125	37.5	100	plain bore	150	70	13	38
LEXR-VPP 150G-SG	LEXR-VPP 150G-FI-SG	150	40	135	plain bore	190	88	13	54
LEXR-VPP 160G-SG	LEXR-VPP 160G-FI-SG	160	40	135	plain bore	195	88	13	54
LEXR-VPP 200G-SG	LEXR-VPP 200G-FI-SG	200	50	205	plain bore	235	88	13	54

8

Versions / options



	with synthetic foot guard	with stem
Technical description page	116	96
Product code suffix	-FP	LEXZ series
Available for	wheel Ø 125 mm upon request	upon request

LEX-POEV, BX-POEV series

**Stainless steel castors
with top plate, wheel with
"Blickle EasyRoll" elastic solid rubber tyre**

140–300 kg

Bracket: LEX/BX series

- high-quality chromium-nickel steel (1.4301/AISI 304), stainless steel, vibration-ground finishing
- all parts including axle material are corrosion-resistant

Swivel bracket:

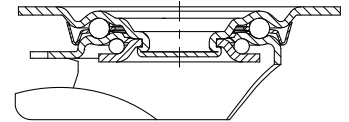
- double ball bearing in the swivel head
- swivel head seal
- minimum swivel head play and smooth rolling characteristic and increased service life due to the special dynamic Blickle riveting process

Wheel: POEV series

- tyre: high-quality elastic solid rubber "Blickle EasyRoll" in smooth rolling quality, hardness 65 Shore A, colour grey, non-marking
- wheel centre: high-quality nylon 6, impact resistant, colour black

Additional details:

- bracket series: page 96
- brakes: page 112–113
- wheel series: page 63
- bearing types: page 84–85



Swivel castors	Fixed castors	Swivel castors with "stop-fix" brake	Wheel Ø [mm]	Wheel width [mm]	Load capacity [kg]	Bearing type	Total height [mm]	Plate size [mm]	Bolt hole spacing [mm]	Bolt hole Ø [mm]	Offset swivel castor [mm]
LEX-POEV 80G-SG	BX-POEV 80G-SG	LEX-POEV 80G-FI-SG	80	32	140	plain bore	102	100 x 85	80 x 60	9	38
LEX-POEV 80XR-SG	BX-POEV 80XR-SG	LEX-POEV 80XR-FI-SG	80	32	140	roller bearing	102	100 x 85	80 x 60	9	38
LEX-POEV 80KFD-SG	BX-POEV 80KFD-SG	LEX-POEV 80KFD-FI-SG	80	32	140	ball bearing (C)	102	100 x 85	80 x 60	9	38
LEX-POEV 100G-SG	BX-POEV 100G-SG	LEX-POEV 100G-FI-SG	100	38	150	plain bore	125	100 x 85	80 x 60	9	36
LEX-POEV 100XR-SG	BX-POEV 100XR-SG	LEX-POEV 100XR-FI-SG	100	38	150	roller bearing	125	100 x 85	80 x 60	9	36
LEX-POEV 100KAD-SG	BX-POEV 100KAD-SG	LEX-POEV 100KAD-FI-SG	100	38	150	ball bearing (C)	125	100 x 85	80 x 60	9	36
LEX-POEV 125G-SG	BX-POEV 125G-SG	LEX-POEV 125G-FI-SG	125	40	150	plain bore	150	100 x 85	80 x 60	9	38
LEX-POEV 125XR-SG	BX-POEV 125XR-SG	LEX-POEV 125XR-FI-SG	125	40	150	roller bearing	150	100 x 85	80 x 60	9	38
LEX-POEV 125KAD-SG	BX-POEV 125KAD-SG	LEX-POEV 125KAD-FI-SG	125	40	150	ball bearing (C)	150	100 x 85	80 x 60	9	38
LEX-POEV 125XKA-SG-GKN	BX-POEV 125XKA-SG	LEX-POEV 125XKA-FI-SG-GKN	125	40	250	ball bearing (C)	150	100 x 85	80 x 60	9	38
LEX-POEV 160XR-1-SG	BX-POEV 160XR-1-SG	LEX-POEV 160XR-1-FI-SG	160	50	300	roller bearing	195	100 x 85	80 x 60	9	54
LEX-POEV 160XR-SG	BX-POEV 160XR-SG	LEX-POEV 160XR-FI-SG	160	50	300	roller bearing	195	140 x 110	105 x 75–80	11	54
LEX-POEV 160KAD-1-SG	BX-POEV 160KAD-1-SG	LEX-POEV 160KAD-1-FI-SG	160	50	300	ball bearing (CC)	195	100 x 85	80 x 60	9	54
LEX-POEV 160XKA-1-SG-GKN	BX-POEV 160XKA-1-SG-GKN	LEX-POEV 160XKA-1-FI-SG-GKN	160	50	300	ball bearing (CC)	200	100 x 85	80 x 60	9	54
LEX-POEV 160KAD-SG	BX-POEV 160KAD-SG	LEX-POEV 160KAD-FI-SG	160	50	300	ball bearing (CC)	195	140 x 110	105 x 75–80	11	54
LEX-POEV 160XKA-SG-GKN	BX-POEV 160XKA-SG-GKN	LEX-POEV 160XKA-FI-SG-GKN	160	50	300	ball bearing (CC)	200	140 x 110	105 x 75–80	11	54
LEX-POEV 200XR-1-SG	BX-POEV 200XR-1-SG	LEX-POEV 200XR-1-FI-SG	200	50	300	roller bearing	235	100 x 85	80 x 60	9	54
LEX-POEV 200XR-SG	BX-POEV 200XR-SG	LEX-POEV 200XR-FI-SG	200	50	300	roller bearing	235	140 x 110	105 x 75–80	11	54
LEX-POEV 200KAD-1-SG	BX-POEV 200KAD-1-SG	LEX-POEV 200KAD-1-FI-SG	200	50	300	ball bearing (CC)	235	100 x 85	80 x 60	9	54
LEX-POEV 200XKA-1-SG-GKN	BX-POEV 200XKA-1-SG-GKN	LEX-POEV 200XKA-1-FI-SG-GKN	200	50	300	ball bearing (CC)	240	100 x 85	80 x 60	9	54
LEX-POEV 200KAD-SG	BX-POEV 200KAD-SG	LEX-POEV 200KAD-FI-SG	200	50	300	ball bearing (CC)	235	140 x 110	105 x 75–80	11	54
LEX-POEV 200XKA-SG-GKN	BX-POEV 200XKA-SG-GKN	LEX-POEV 200XKA-FI-SG-GKN	200	50	300	ball bearing (CC)	240	140 x 110	105 x 75–80	11	54

8

Versions / options



	electrically conductive version, black tyre	with "ideal-stop" brake	with directional lock (separate) 1x 360°, stainless	with automatic direction reset device	castor suitable for washing equipment (DIN 18867-8)	with stainless steel ball bearing and small thread guard	with synthetic foot guard
Technical description page	50	112	115	116		85	116
Product code suffix	-EL	-IS	see **	-RIR2	-GKN	-XKA / -XKF	-FP
Available for	ball bearing versions upon request	wheel Ø 160–200 mm with plate 140x110 mm*	for wheel Ø and plate dimensions, see**	upon request	wheel Ø 125, 160, 200 mm	all KAD and KFD versions, non-marking grey	wheel Ø 125 mm upon request

* Without changing total height

** RI-03.01-KX for wheel Ø 100–125 mm, RI-03.03-KX for wheel Ø 160–200 mm with plate 140x110 mm (Only for swivel castors without brake)

LEXR-POEV series

Stainless steel castors with bolt hole, wheel with "Blickle EasyRoll" elastic solid rubber tyre



140–300 kg

Bracket: LEXR series

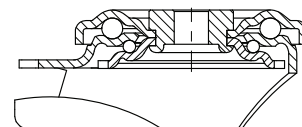
- high-quality chromium-nickel steel (1.4301/AISI 304), stainless steel, vibration-ground finishing
- double ball bearing in the swivel head
- strong central kingpin
- minimum swivel head play and smooth rolling characteristic and increased service life due to the special dynamic Blickle riveting process
- all parts including axle material are corrosion-resistant

Wheel: POEV series

- tyre: high-quality elastic solid rubber "Blickle EasyRoll" in smooth rolling quality, hardness 65 Shore A, colour grey, non-marking
- rim: high-quality nylon 6, impact resistant, colour black

Additional details:

- bracket series: page 96
- brakes: page 112–113
- wheel series: page 63
- bearing types: page 84–85



Swivel castors	Swivel castors with "stop-fix" brake	Wheel Ø [mm]	Wheel width [mm]	Load capacity [kg]	Bearing type	Total height [mm]	Plate Ø [mm]	Bolt hole Ø [mm]	Offset swivel castor [mm]
LEXR-POEV 80G-SG	LEXR-POEV 80G-FI-SG	80	32	140	plain bore	102	70	13	38
LEXR-POEV 80XR-SG	LEXR-POEV 80XR-FI-SG	80	32	140	roller bearing	102	70	13	38
LEXR-POEV 80KFD-SG	LEXR-POEV 80KFD-FI-SG	80	32	140	ball bearing (C)	102	70	13	38
LEXR-POEV 100G-SG	LEXR-POEV 100G-FI-SG	100	38	150	plain bore	125	70	13	36
LEXR-POEV 100XR-SG	LEXR-POEV 100XR-FI-SG	100	38	150	roller bearing	125	70	13	36
LEXR-POEV 100KAD-SG	LEXR-POEV 100KAD-FI-SG	100	38	150	ball bearing (C)	125	70	13	36
LEXR-POEV 125G-SG	LEXR-POEV 125G-FI-SG	125	40	150	plain bore	150	70	13	38
LEXR-POEV 125XR-SG	LEXR-POEV 125XR-FI-SG	125	40	150	roller bearing	150	70	13	38
LEXR-POEV 125KAD-SG	LEXR-POEV 125KAD-FI-SG	125	40	150	ball bearing (C)	150	70	13	38
LEXR-POEV 160XR-SG	LEXR-POEV 160XR-FI-SG	160	50	300	roller bearing	195	88	13	54
LEXR-POEV 160KAD-SG	LEXR-POEV 160KAD-FI-SG	160	50	300	ball bearing (CC)	195	88	13	54
LEXR-POEV 200XR-SG	LEXR-POEV 200XR-FI-SG	200	50	300	roller bearing	235	88	13	54
LEXR-POEV 200KAD-SG	LEXR-POEV 200KAD-FI-SG	200	50	300	ball bearing (CC)	235	88	13	54

8

Versions / options



	electrically conductive version, black tyre	with stainless steel ball bearing and small thread guard	with soft rubber tyre, 55 Shore A	with synthetic foot guard
Technical description page	50	85	60	116
Product code suffix	-EL	-XKA / -XKF	LEXR-POES series	-FP
Available for	ball bearing versions upon request	all KAD and KFD versions, non-marking grey	upon request	wheel Ø 125 mm upon request

LX-POEV, BX-POEV series

Stainless steel castors, medium-duty design, with top plate, wheel with "Blickle EasyRoll" elastic solid rubber tyre



200–400 kg

Bracket: LX/BX series

- high-quality chromium-nickel steel (1.4301/AISI 304), stainless steel, vibration-ground finishing
- all parts including axle material are corrosion-resistant

Swivel bracket:

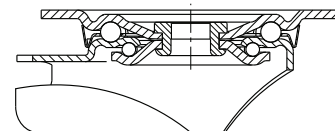
- double ball bearing in the swivel head
- strong central kingpin
- swivel head seal
- minimum swivel head play and smooth rolling characteristic and increased service life due to the special dynamic Blickle riveting process

Wheel: POEV series

- tyre: high-quality elastic solid rubber "Blickle EasyRoll" in smooth rolling quality, hardness 65 Shore A, colour grey, non-marking
- rim: high-quality nylon 6, impact resistant, colour black

Additional details:

- bracket series: page 97
- brakes: page 112–113
- wheel series: page 63
- bearing types: page 84–85



Swivel castors	Fixed castors	Swivel castors with "stop-fix" brake	Wheel Ø [mm]	Wheel width [mm]	Load capacity [kg]	Bearing type	Total height [mm]	Plate size [mm]	Bolt hole spacing [mm]	Bolt hole Ø [mm]	Offset swivel castor [mm]
LX-POEV 100XR-SG	BX-POEV 100XR-SG	LX-POEV 100XR-FI-SG	100	38	200	roller bearing	125	100 x 85	80 x 60	9	36
LX-POEV 100KAD-SG	BX-POEV 100KAD-SG	LX-POEV 100KAD-FI-SG	100	38	200	ball bearing (C)	125	100 x 85	80 x 60	9	36
LX-POEV 125XR-SG	BX-POEV 125XR-SG	LX-POEV 125XR-FI-SG	125	40	250	roller bearing	150	100 x 85	80 x 60	9	38
LX-POEV 125KAD-SG	BX-POEV 125KAD-SG	LX-POEV 125KAD-FI-SG	125	40	250	ball bearing (C)	150	100 x 85	80 x 60	9	38
LX-POEV 160XR-SG	BX-POEV 160XR-SG	LX-POEV 160XR-FI-SG	160	50	400	roller bearing	195	140 x 110	105 x 75–80	11	60
LX-POEV 160KAD-SG	BX-POEV 160KAD-SG	LX-POEV 160KAD-FI-SG	160	50	400	ball bearing (CC)	195	140 x 110	105 x 75–80	11	60
LX-POEV 200XR-SG	BX-POEV 200XR-SG	LX-POEV 200XR-FI-SG	200	50	400	roller bearing	235	140 x 110	105 x 75–80	11	65
LX-POEV 200KAD-SG	BX-POEV 200KAD-SG	LX-POEV 200KAD-FI-SG	200	50	400	ball bearing (CC)	235	140 x 110	105 x 75–80	11	65

8

Versions / options



	electrically conductive version, black tyre	with "stop-top" brake	directional lock (separate) 1 x 360°, stainless	directional lock (separate) 1 x 360°, stainless	with stainless steel ball bearing and small thread guard	with soft rubber tyre, 55 Shore A	with synthetic foot guard
Technical description page	50	112	115	115	85	60	116
Product code suffix	-EL	-ST	RI-03.01-KX	RI-05.03-KX	-XKA	LX-POES series	-FP
Available for	ball bearing versions upon request	all	wheel Ø 100–125 mm*	wheel Ø 160 mm, wheel Ø 200 mm upon request*	all KAD versions, non-marking grey	upon request	wheel Ø 125 mm upon request

* Only for swivel castors without brake or swivel castor with "stop-top" brake upon request

LKX-POEV, BKX-POEV series

Stainless steel heavy-duty castors, with top plate, wheel with "Blickle EasyRoll" elastic solid rubber tyre

170–500 kg

Bracket: LKX/BKX series

- high-quality chromium-nickel steel (1.4301/AISI 304), stainless steel, vibration-ground finishing
- all parts including axle material are corrosion-resistant

Swivel bracket:

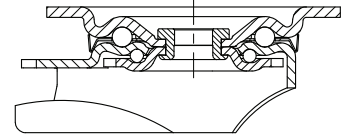
- double ball bearing in the swivel head
- strong central kingpin (from wheel Ø 160x50 mm)
- swivel head seal
- minimum swivel head play and smooth rolling characteristic and increased service life due to the special dynamic Blickle riveting process

Wheel: POEV series

- tyre: high-quality elastic solid rubber "Blickle EasyRoll" in smooth rolling quality, hardness 65 Shore A, colour grey, non-marking
- rim: high-quality nylon 6, impact resistant, colour black

Additional details:

- bracket series: page 97
- brakes: page 112–113
- wheel series: page 63
- bearing types: page 84–85



Swivel castors	Fixed castors	Swivel castors with "stop-fix" brake	Wheel Ø [mm]	Wheel width [mm]	Load capacity [kg]	Bearing type	Total height [mm]	Plate size [mm]	Bolt hole spacing [mm]	Bolt hole Ø [mm]	Offset swivel castor [mm]
LKX-POEV 82KFD-SG	BKX-POEV 82KFD-SG	LKX-POEV 82KFD-FI-SG	80	40	170	ball bearing (C)	110	100 x 85	80 x 60	9	40
LKX-POEV 100XR-1-SG	BKX-POEV 100XR-1-SG	LKX-POEV 100XR-1-FI-SG	100	38	200	roller bearing	130	100 x 85	80 x 60	9	45
LKX-POEV 100KAD-1-SG	BKX-POEV 100KAD-1-SG	LKX-POEV 100KAD-1-FI-SG	100	38	200	ball bearing (C)	130	100 x 85	80 x 60	9	45
LKX-POEV 125XR-1-SG	BKX-POEV 125XR-1-SG	LKX-POEV 125XR-1-FI-SG	125	40	250	roller bearing	155	100 x 85	80 x 60	9	48
LKX-POEV 125KAD-1-SG	BKX-POEV 125KAD-1-SG	LKX-POEV 125KAD-1-FI-SG	125	40	250	ball bearing (C)	155	100 x 85	80 x 60	9	48
LKX-POEV 125XR-3-SG	BKX-POEV 125XR-3-SG	LKX-POEV 125XR-3-FI-SG	125	40	250	roller bearing	155	140 x 110	105 x 75–80	11	48
LKX-POEV 125KAD-3-SG	BKX-POEV 125KAD-3-SG	LKX-POEV 125KAD-3-FI-SG	125	40	250	ball bearing (C)	155	140 x 110	105 x 75–80	11	48
LKX-POEV 160XR-SG	BKX-POEV 160XR-SG	LKX-POEV 160XR-FI-SG	160	50	400	roller bearing	202	140 x 110	105 x 75–80	11	63
LKX-POEV 160KAD-SG	BKX-POEV 160KAD-SG	LKX-POEV 160KAD-FI-SG	160	50	400	ball bearing (CC)	202	140 x 110	105 x 75–80	11	63
LKX-POEV 200XR-SG	BKX-POEV 200XR-SG	LKX-POEV 200XR-FI-SG	200	50	500	roller bearing	245	140 x 110	105 x 75–80	11	65
LKX-POEV 200KAD-SG	BKX-POEV 200KAD-SG	LKX-POEV 200KAD-FI-SG	200	50	500	ball bearing (CC)	245	140 x 110	105 x 75–80	11	65

8

Versions / options



	electrically conductive version, black tyre	with "stop-top" brake	directional lock (separate) 1 x 360°, stainless	with automatic direction reset device	with stainless steel ball bearing and small thread guard	with stainless steel ball bearing and thread guard	with soft rubber tyre, 55 Shore A
Technical description page	50	112	115	116	85	85	60
Product code suffix	-EL	-ST	RI-05.03-KX	-RIR2	-XKA	-XKF	LKX-POES series
Available for	ball bearing versions upon request	wheel Ø 160–200 mm	wheel Ø 160–200 mm*	wheel Ø 80–125 mm upon request	all KAD versions, non-marking grey	all KFD versions, non-marking grey	upon request

* Only for swivel castors without brake or swivel castor with "stop-top" brake upon request

LEX-PATH, BX-PATH series

**Stainless steel castors with top plate,
wheel with thermoplastic
polyurethane tread**



150–300 kg

Bracket: LEX/BX series

- high-quality chromium-nickel steel (1.4301/AISI 304), stainless steel, vibration-ground finishing
- all parts including axle material are corrosion-resistant

Swivel bracket:

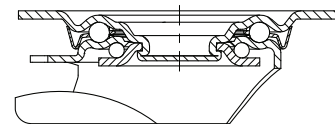
- double ball bearing in the swivel head
- swivel head seal
- minimum swivel head play and smooth rolling characteristic and increased service life due to the special dynamic Blickle riveting process

Wheel: PATH series

- tread: high-quality thermoplastic polyurethane (TPU), hardness 94 Shore A, colour dark grey, non-marking, non-staining
- wheel centre: high-quality nylon 6, impact resistant, colour silver grey

Additional details:

- bracket series: page 96
- brakes: page 112–113
- wheel series: page 61
- bearing types: page 84–85



Swivel castors	Fixed castors	Swivel castors with "stop-fix" brake	Wheel Ø [mm]	Wheel width [mm]	Load capacity [kg]	Bearing type	Total height [mm]	Plate size [mm]	Bolt hole spacing [mm]	Bolt hole Ø [mm]	Offset swivel castor [mm]
LEX-PATH 80G	BX-PATH 80G	LEX-PATH 80G-FI	80	32	150	plain bore	102	100 x 85	80 x 60	9	38
LEX-PATH 80KFD	BX-PATH 80KFD	LEX-PATH 80KFD-FI	80	32	150	ball bearing (C)	102	100 x 85	80 x 60	9	38
LEX-PATH 100G	BX-PATH 100G	LEX-PATH 100G-FI	100	32	150	plain bore	125	100 x 85	80 x 60	9	36
LEX-PATH 100KFD	BX-PATH 100KFD	LEX-PATH 100KFD-FI	100	32	150	ball bearing (C)	125	100 x 85	80 x 60	9	36
LEX-PATH 125G	BX-PATH 125G	LEX-PATH 125G-FI	125	32	150	plain bore	150	100 x 85	80 x 60	9	38
LEX-PATH 125KFD	BX-PATH 125KFD	LEX-PATH 125KFD-FI	125	32	150	ball bearing (C)	150	100 x 85	80 x 60	9	38
LEX-PATH 160G	BX-PATH 160G	LEX-PATH 160G-FI	160	40	300	plain bore	195	140 x 110	105 x 75–80	11	54
LEX-PATH 160KAD	BX-PATH 160KAD	LEX-PATH 160KAD-FI	160	40	300	ball bearing (C)	195	140 x 110	105 x 75–80	11	54
LEX-PATH 200G	BX-PATH 200G	LEX-PATH 200G-FI	200	40	300	plain bore	235	140 x 110	105 x 75–80	11	54
LEX-PATH 200KAD	BX-PATH 200KAD	LEX-PATH 200KAD-FI	200	40	300	ball bearing (C)	235	140 x 110	105 x 75–80	11	54

8

Versions / options



	plain bore version	electrically conductive version, non-marking grey	directional lock (separate) 1 x 360°, stainless	directional lock (separate) 1 x 360°, stainless	with synthetic foot guard
Technical description page		50	115	115	116
Product code suffix		-ELS	RI-03.01-KX	RI-03.03-KX	-FP
Available for		all ball bearing versions*	wheel Ø 100–125 mm**	wheel Ø 160–200 mm**	wheel Ø 125 mm upon request

* Wheel load capacity of electrically conductive version reduced by 35%

** Only for swivel castors without brake

LEXR-PATH series

Stainless steel castors with bolt hole, wheel with thermoplastic polyurethane tread

150–300 kg



Bracket: LEXR series

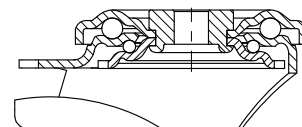
- high-quality chromium-nickel steel (1.4301/AISI 304), stainless steel, vibration-ground finishing
- double ball bearing in the swivel head
- strong central kingpin
- minimum swivel head play and smooth rolling characteristic and increased service life due to the special dynamic Blickle riveting process
- all parts including axle material are corrosion-resistant

Wheel: PATH series

- tread: high-quality thermoplastic polyurethane (TPU), hardness 94 Shore A, colour dark grey, non-marking, non-staining
- wheel centre: high-quality nylon 6, impact resistant, colour silver grey

Additional details:

- bracket series: page 96
- brakes: page 112–113
- wheel series: page 61
- bearing types: page 84–85



Swivel castors	Swivel castors with "stop-fix" brake	Wheel Ø [mm]	Wheel width [mm]	Load capacity [kg]	Bearing type	Total height [mm]	Plate Ø [mm]	Bolt hole Ø [mm]	Offset swivel castor [mm]
LEXR-PATH 80G	LEXR-PATH 80G-FI	80	32	150	plain bore	102	70	13	38
LEXR-PATH 80KFD	LEXR-PATH 80KFD-FI	80	32	150	ball bearing (C)	102	70	13	38
LEXR-PATH 100G	LEXR-PATH 100G-FI	100	32	150	plain bore	125	70	13	36
LEXR-PATH 100KFD	LEXR-PATH 100KFD-FI	100	32	150	ball bearing (C)	125	70	13	36
LEXR-PATH 125G	LEXR-PATH 125G-FI	125	32	150	plain bore	150	70	13	38
LEXR-PATH 125KFD	LEXR-PATH 125KFD-FI	125	32	150	ball bearing (C)	150	70	13	38
LEXR-PATH 160G	LEXR-PATH 160G-FI	160	40	300	plain bore	195	88	13	54
LEXR-PATH 160KAD	LEXR-PATH 160KAD-FI	160	40	300	ball bearing (C)	195	88	13	54
LEXR-PATH 200G	LEXR-PATH 200G-FI	200	40	300	plain bore	235	88	13	54
LEXR-PATH 200KAD	LEXR-PATH 200KAD-FI	200	40	300	ball bearing (C)	235	88	13	54

8

Versions / options



	plain bore version	electrically conductive version, non-marking grey	with synthetic foot guard
Technical description page		50	116
Product code suffix		-ELS	-FP
Available for		all ball bearing versions*	wheel Ø 125 mm upon request

* Wheel load capacity of electrically conductive version reduced by 35%

LEX-POTHS, BX-POTHS series

**Stainless steel castors with top plate,
wheel with soft thermoplastic
polyurethane tread**



150–300 kg

Bracket: LEX/BX series

- high-quality chromium-nickel steel (1.4301/AISI 304), stainless steel, vibration-ground finishing
- all parts including axle material are corrosion-resistant

Swivel bracket:

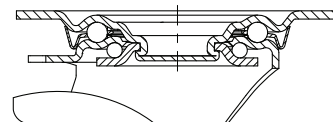
- double ball bearing in the swivel head
- swivel head seal
- minimum swivel head play and smooth rolling characteristic and increased service life due to the special dynamic Blickle riveting process

Wheel: POTHS series

- tread: high-quality thermoplastic polyurethane (TPU), hardness 80 Shore A, colour blue, non-marking, non-staining
- wheel centre: high-quality nylon 6, impact resistant, colour natural white

Additional details:

- bracket series: page 96
- brakes: page 112–113
- wheel series: page 65
- bearing types: page 84–85



Swivel castors	Fixed castors	Swivel castors with "stop-fix" brake	Wheel Ø [mm]	Wheel width [mm]	Load capacity [kg]	Bearing type	Total height [mm]	Plate size [mm]	Bolt hole spacing [mm]	Bolt hole Ø [mm]	Offset swivel castor [mm]
LEX-POTHS 100G	BX-POTHS 100G	LEX-POTHS 100G-FI	100	35	150	plain bore	125	100 x 85	80 x 60	9	36
LEX-POTHS 100XR	BX-POTHS 100XR	LEX-POTHS 100XR-FI	100	35	150	roller bearing	125	100 x 85	80 x 60	9	36
LEX-POTHS 100XKA	BX-POTHS 100XKA	LEX-POTHS 100XKA-FI	100	35	150	ball bearing (C)	125	100 x 85	80 x 60	9	36
LEX-POTHS 125G	BX-POTHS 125G	LEX-POTHS 125G-FI	125	40	150	plain bore	150	100 x 85	80 x 60	9	38
LEX-POTHS 125XR	BX-POTHS 125XR	LEX-POTHS 125XR-FI	125	40	150	roller bearing	150	100 x 85	80 x 60	9	38
LEX-POTHS 125XKA	BX-POTHS 125XKA	LEX-POTHS 125XKA-FI	125	40	150	ball bearing (C)	150	100 x 85	80 x 60	9	38
LEX-POTHS 160G	BX-POTHS 160G	LEX-POTHS 160G-FI	160	45	300	plain bore	195	140 x 110	105 x 75–80	11	54
LEX-POTHS 160XR	BX-POTHS 160XR	LEX-POTHS 160XR-FI	160	45	300	roller bearing	195	140 x 110	105 x 75–80	11	54
LEX-POTHS 160XK	BX-POTHS 160XK	LEX-POTHS 160XK-FI	160	45	300	ball bearing	195	140 x 110	105 x 75–80	11	54
LEX-POTHS 200G	BX-POTHS 200G	LEX-POTHS 200G-FI	200	50	300	plain bore	235	140 x 110	105 x 75–80	11	54
LEX-POTHS 200XR	BX-POTHS 200XR	LEX-POTHS 200XR-FI	200	50	300	roller bearing	235	140 x 110	105 x 75–80	11	54
LEX-POTHS 200XK	BX-POTHS 200XK	LEX-POTHS 200XK-FI	200	50	300	ball bearing	235	140 x 110	105 x 75–80	11	54

8

Versions / options



	with "ideal-stop" brake	directional lock (separate) 1 x 360°, stainless	directional lock (separate) 1 x 360°, stainless	with synthetic foot guard
Technical description page	112	115	115	116
Product code suffix	-IS	RI-03.01-KX	RI-03.03-KX	-FP
Available for	wheel Ø 160–200 mm*	wheel Ø 100–125 mm**	wheel Ø 160–200 mm**	wheel Ø 125 mm upon request

* Without changing total height

** Only for swivel castors without brake

LEXR-POTHS series

**Stainless steel castors with bolt hole,
wheel with soft thermoplastic
polyurethane tread**

150–300 kg



Bracket: LEXR series

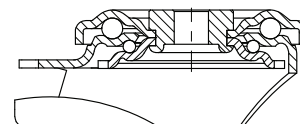
- high-quality chromium-nickel steel (1.4301/AISI 304), stainless steel, vibration-ground finishing
- double ball bearing in the swivel head
- strong central kingpin
- minimum swivel head play and smooth rolling characteristic and increased service life due to the special dynamic Blickle riveting process
- all parts including axle material are corrosion-resistant

Wheel: POTHS series

- tread: high-quality thermoplastic polyurethane (TPU), hardness 80 Shore A, colour blue, non-marking, non-staining
- wheel centre: high-quality nylon 6, impact resistant, colour natural white

Additional details:

- bracket series: page 96
- brakes: page 112–113
- wheel series: page 65
- bearing types: page 84–85



Swivel castors	Swivel castors with "stop-fix" brake	Wheel Ø [mm]	Wheel width [mm]	Load capacity [kg]	Bearing type	Total height [mm]	Plate Ø [mm]	Bolt hole Ø [mm]	Offset swivel castor [mm]
LEXR-POTHS 100G	LEXR-POTHS 100G-FI	100	35	150	plain bore	125	70	13	36
LEXR-POTHS 100XR	LEXR-POTHS 100XR-FI	100	35	150	roller bearing	125	70	13	36
LEXR-POTHS 100XKA	LEXR-POTHS 100XKA-FI	100	35	150	ball bearing (C)	125	70	13	36
LEXR-POTHS 125G	LEXR-POTHS 125G-FI	125	40	150	plain bore	150	70	13	38
LEXR-POTHS 125XR	LEXR-POTHS 125XR-FI	125	40	150	roller bearing	150	70	13	38
LEXR-POTHS 125XKA	LEXR-POTHS 125XKA-FI	125	40	150	ball bearing (C)	150	70	13	38
LEXR-POTHS 160G	LEXR-POTHS 160G-FI	160	45	300	plain bore	195	88	13	54
LEXR-POTHS 160XR	LEXR-POTHS 160XR-FI	160	45	300	roller bearing	195	88	13	54
LEXR-POTHS 160XK	LEXR-POTHS 160XK-FI	160	45	300	ball bearing	195	88	13	54
LEXR-POTHS 200G	LEXR-POTHS 200G-FI	200	50	300	plain bore	235	88	13	54
LEXR-POTHS 200XR	LEXR-POTHS 200XR-FI	200	50	300	roller bearing	235	88	13	54
LEXR-POTHS 200XK	LEXR-POTHS 200XK-FI	200	50	300	ball bearing	235	88	13	54

8

Versions / options



with synthetic foot guard

Technical description page

116

Product code suffix

-FP

Available for

wheel Ø 125 mm upon request

LEXZ-POTHS series

**Stainless steel castors with stem,
wheel with soft thermoplastic
polyurethane tread**

150–300 kg



Bracket: LEXZ series

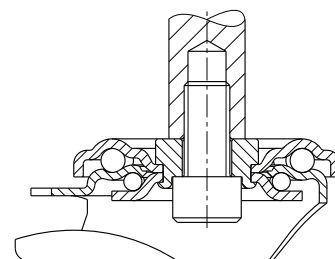
- high-quality chromium-nickel steel (1.4301/AISI 304), stainless steel, vibration-ground finishing
- double ball bearing in the swivel head
- minimum swivel head play and smooth rolling characteristic and increased service life due to the special dynamic Blickle riveting process
- stainless steel plug-in stem and central kingpin bolted and secured
- all parts including axle material are corrosion-resistant

Wheel: POTHS series

- tread: high-quality thermoplastic polyurethane (TPU), hardness 80 Shore A, colour blue, non-marking, non-staining
- wheel centre: high-quality nylon 6, impact resistant, colour natural white

Additional details:

- bracket series: page 96
- brakes: page 112–113
- wheel series: page 65
- bearing types: page 84–85



Swivel castors	Swivel castors with "stop-fix" brake	Wheel Ø [mm]	Wheel width [mm]	Load capacity [kg]	Bearing type	Total height [mm]	Stem Ø [mm]	Stem length [mm]	Offset swivel castor [mm]
LEXZ-POTHS 100G	LEXZ-POTHS 100G-FI	100	35	150	plain bore	125	20	50	36
LEXZ-POTHS 100XR	LEXZ-POTHS 100XR-FI	100	35	150	roller bearing	125	20	50	36
LEXZ-POTHS 100XKA	LEXZ-POTHS 100XKA-FI	100	35	150	ball bearing (C)	125	20	50	36
LEXZ-POTHS 125G	LEXZ-POTHS 125G-FI	125	40	150	plain bore	150	20	50	38
LEXZ-POTHS 125XR	LEXZ-POTHS 125XR-FI	125	40	150	roller bearing	150	20	50	38
LEXZ-POTHS 125XKA	LEXZ-POTHS 125XKA-FI	125	40	150	ball bearing (C)	150	20	50	38
LEXZ-POTHS 160G	LEXZ-POTHS 160G-FI	160	45	300	plain bore	195	27	60	54
LEXZ-POTHS 160XR	LEXZ-POTHS 160XR-FI	160	45	300	roller bearing	195	27	60	54
LEXZ-POTHS 160XK	LEXZ-POTHS 160XK-FI	160	45	300	ball bearing	195	27	60	54
LEXZ-POTHS 200G	LEXZ-POTHS 200G-FI	200	50	300	plain bore	235	27	60	54
LEXZ-POTHS 200XR	LEXZ-POTHS 200XR-FI	200	50	300	roller bearing	235	27	60	54
LEXZ-POTHS 200XK	LEXZ-POTHS 200XK-FI	200	50	300	ball bearing	235	27	60	54

Versions / options



with synthetic foot guard

Technical description page

116

Product code suffix

-FP

Available for

wheel Ø 125 mm upon request

LX-POTHS, BX-POTHS series

Stainless steel castors, medium-duty design, with top plate, wheel with soft thermoplastic polyurethane tread



200–400 kg

Bracket: LX/BX series

- high-quality chromium-nickel steel (1.4301/AISI 304), stainless steel, vibration-ground finishing
- all parts including axle material are corrosion-resistant

Swivel bracket:

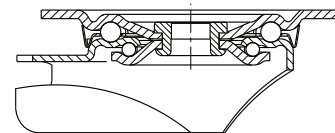
- double ball bearing in the swivel head
- strong central kingpin
- swivel head seal
- minimum swivel head play and smooth rolling characteristic and increased service life due to the special dynamic Blickle riveting process

Wheel: POTHS series

- tread: high-quality thermoplastic polyurethane (TPU), hardness 80 Shore A, colour blue, non-marking, non-staining
- wheel centre: high-quality nylon 6, impact resistant, colour natural white

Additional details:

- bracket series: page 97
- brakes: page 112–113
- wheel series: page 65
- bearing types: page 84–85



8

Swivel castors	Fixed castors	Swivel castors with "stop-fix" brake	Wheel Ø [mm]	Wheel width [mm]	Load capacity [kg]	Bearing type	Total height [mm]	Plate size [mm]	Bolt hole spacing [mm]	Bolt hole Ø [mm]	Offset swivel castor [mm]
LX-POTHS 100G	BX-POTHS 100G	LX-POTHS 100G-FI	100	35	200	plain bore	125	100 x 85	80 x 60	9	36
LX-POTHS 100XR	BX-POTHS 100XR	LX-POTHS 100XR-FI	100	35	200	roller bearing	125	100 x 85	80 x 60	9	36
LX-POTHS 100XKA	BX-POTHS 100XKA	LX-POTHS 100XKA-FI	100	35	200	ball bearing (C)	125	100 x 85	80 x 60	9	36
LX-POTHS 125G	BX-POTHS 125G	LX-POTHS 125G-FI	125	40	250	plain bore	150	100 x 85	80 x 60	9	38
LX-POTHS 125XR	BX-POTHS 125XR	LX-POTHS 125XR-FI	125	40	250	roller bearing	150	100 x 85	80 x 60	9	38
LX-POTHS 125XKA	BX-POTHS 125XKA	LX-POTHS 125XKA-FI	125	40	250	ball bearing (C)	150	100 x 85	80 x 60	9	38
LX-POTHS 160G	BX-POTHS 160G	LX-POTHS 160G-FI	160	45	400	plain bore	195	140 x 110	105 x 75–80	11	60
LX-POTHS 160XR	BX-POTHS 160XR	LX-POTHS 160XR-FI	160	45	400	roller bearing	195	140 x 110	105 x 75–80	11	60
LX-POTHS 160XK	BX-POTHS 160XK	LX-POTHS 160XK-FI	160	45	400	ball bearing	195	140 x 110	105 x 75–80	11	60
LX-POTHS 200G	BX-POTHS 200G	LX-POTHS 200G-FI	200	50	400	plain bore	235	140 x 110	105 x 75–80	11	65
LX-POTHS 200XR	BX-POTHS 200XR	LX-POTHS 200XR-FI	200	50	400	roller bearing	235	140 x 110	105 x 75–80	11	65
LX-POTHS 200XK	BX-POTHS 200XK	LX-POTHS 200XK-FI	200	50	400	ball bearing	235	140 x 110	105 x 75–80	11	65

Versions / options



	with "stop-top" brake	directional lock (separate) 1 x 360°, stainless	directional lock (separate) 1 x 360°, stainless	with synthetic foot guard
Technical description page	112	115	115	116
Product code suffix	-ST	RI-03.01-KX	RI-05.03-KX	-FP
Available for	all	wheel Ø 100–125 mm*	wheel Ø 160 mm; wheel Ø 200 mm upon request*	wheel Ø 125 mm upon request

* Only for swivel castors without brake or swivel castor with "stop-top" brake upon request

LX-POTH, BX-POTH series

Stainless steel castors, medium-duty design, with top plate, wheel with thermoplastic polyurethane tread



250–400 kg

Bracket: LX/BX series

- high-quality chromium-nickel steel (1.4301/AISI 304), stainless steel, vibration-ground finishing
- all parts including axle material are corrosion-resistant

Swivel bracket:

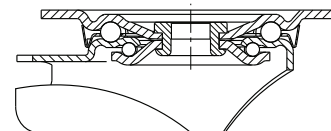
- double ball bearing in the swivel head
- strong central kingpin
- swivel head seal
- minimum swivel head play and smooth rolling characteristic and increased service life due to the special dynamic Blickle riveting process

Wheel: POTH series

- tread: high-quality thermoplastic polyurethane (TPU), hardness 94 Shore A, colour dark grey, non-marking, non-staining
- wheel centre: high-quality nylon 6, impact resistant, colour natural white

Additional details:

- bracket series: page 97
- brakes: page 112–113
- wheel series: page 65
- bearing types: page 84–85



Swivel castors	Fixed castors	Swivel castors with "stop-fix" brake	Wheel Ø [mm]	Wheel width [mm]	Load capacity [kg]	Bearing type	Total height [mm]	Plate size [mm]	Bolt hole spacing [mm]	Bolt hole Ø [mm]	Offset swivel castor [mm]
LX-POTH 100G	BX-POTH 100G	LX-POTH 100G-FI	100	35	250	plain bore	125	100 x 85	80 x 60	9	36
LX-POTH 100XR	BX-POTH 100XR	LX-POTH 100XR-FI	100	35	250	roller bearing	125	100 x 85	80 x 60	9	36
LX-POTH 100KAD	BX-POTH 100KAD	LX-POTH 100KAD-FI	100	35	250	ball bearing (C)	125	100 x 85	80 x 60	9	36
LX-POTH 125G	BX-POTH 125G	LX-POTH 125G-FI	125	40	250	plain bore	150	100 x 85	80 x 60	9	38
LX-POTH 125XR	BX-POTH 125XR	LX-POTH 125XR-FI	125	40	250	roller bearing	150	100 x 85	80 x 60	9	38
LX-POTH 125KAD	BX-POTH 125KAD	LX-POTH 125KAD-FI	125	40	250	ball bearing (C)	150	100 x 85	80 x 60	9	38
LX-POTH 150G	BX-POTH 150G	LX-POTH 150G-FI	150	45	400	plain bore	190	140 x 110	105 x 75–80	11	60
LX-POTH 150XR	BX-POTH 150XR	LX-POTH 150XR-FI	150	45	400	roller bearing	190	140 x 110	105 x 75–80	11	60
LX-POTH 150XK	BX-POTH 150XK	LX-POTH 150XK-FI	150	45	400	ball bearing	190	140 x 110	105 x 75–80	11	60
LX-POTH 160G	BX-POTH 160G	LX-POTH 160G-FI	160	45	400	plain bore	195	140 x 110	105 x 75–80	11	60
LX-POTH 160XR	BX-POTH 160XR	LX-POTH 160XR-FI	160	45	400	roller bearing	195	140 x 110	105 x 75–80	11	60
LX-POTH 160XK	BX-POTH 160XK	LX-POTH 160XK-FI	160	45	400	ball bearing	195	140 x 110	105 x 75–80	11	60
LX-POTH 200G	BX-POTH 200G	LX-POTH 200G-FI	200	50	400	plain bore	235	140 x 110	105 x 75–80	11	65
LX-POTH 200XR	BX-POTH 200XR	LX-POTH 200XR-FI	200	50	400	roller bearing	235	140 x 110	105 x 75–80	11	65
LX-POTH 200XK	BX-POTH 200XK	LX-POTH 200XK-FI	200	50	400	ball bearing	235	140 x 110	105 x 75–80	11	65

8

Versions / options



	with "stop-top" brake	directional lock (separate) 1 x 360°, stainless	directional lock (separate) 1 x 360°, stainless	with synthetic foot guard
Technical description page	112	115	115	116
Product code suffix	-ST	RI-03.01-KX	RI-05.03-KX	-FP
Available for	all	wheel Ø 100–125 mm*	wheel Ø 150+160 mm; wheel Ø 200 mm upon request*	wheel Ø 125 mm upon request

* Only for swivel castors without brake or swivel castor with "stop-top" brake upon request

LKX-POTH, BKX-POTH series

Stainless steel heavy-duty castors with top plate, wheel with thermoplastic polyurethane tread

200–800 kg



Bracket: LKX/BKX series

- high-quality chromium-nickel steel (1.4301/AISI 304), stainless steel, vibration-ground finishing
- all parts including axle material are corrosion-resistant

Swivel bracket:

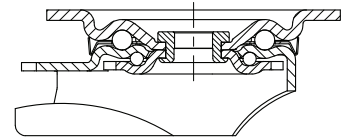
- double ball bearing in the swivel head
- strong central kingpin (from wheel Ø 150x45 mm)
- swivel head seal
- minimum swivel head play and smooth rolling characteristic and increased service life due to the special dynamic Blickle riveting process

Wheel: POTH series

- tread: high-quality thermoplastic polyurethane (TPU), hardness 94 Shore A, colour dark grey, non-marking, non-staining
- wheel centre: high-quality nylon 6, impact resistant, colour natural white

Additional details:

- bracket series: page 97
- brakes: page 112–113
- wheel series: page 65
- bearing types: page 84–85



8

Swivel castors	Fixed castors	Swivel castors with "stop-fix" brake	Wheel Ø [mm]	Wheel width [mm]	Load capacity [kg]	Bearing type	Total height [mm]	Plate size [mm]	Bolt hole spacing [mm]	Bolt hole Ø [mm]	Offset swivel castor [mm]
LKX-POTH 75G	BKX-POTH 75G	LKX-POTH 75G-FI	75	37	200	plain bore	108	100 x 85	80 x 60	9	40
LKX-POTH 75XR	BKX-POTH 75XR	LKX-POTH 75XR-FI	75	37	200	roller bearing	108	100 x 85	80 x 60	9	40
LKX-POTH 100G-1	BKX-POTH 100G-1	LKX-POTH 100G-1-FI	100	35	300	plain bore	130	100 x 85	80 x 60	9	45
LKX-POTH 100XR-1	BKX-POTH 100XR-1	LKX-POTH 100XR-1-FI	100	35	300	roller bearing	130	100 x 85	80 x 60	9	45
LKX-POTH 100KAD-1	BKX-POTH 100KAD-1	LKX-POTH 100KAD-1-FI	100	35	300	ball bearing (C)	130	100 x 85	80 x 60	9	45
LKX-POTH 125G-1	BKX-POTH 125G-1	LKX-POTH 125G-1-FI	125	40	350	plain bore	155	100 x 85	80 x 60	9	48
LKX-POTH 125KAD-1	BKX-POTH 125KAD-1	LKX-POTH 125KAD-1-FI	125	40	350	ball bearing (C)	155	100 x 85	80 x 60	9	48
LKX-POTH 125XK-1	BKX-POTH 125XK-1	LKX-POTH 125XK-1-FI	125	40	350	ball bearing	155	100 x 85	80 x 60	9	48
LKX-POTH 125G-3	BKX-POTH 125G-3	LKX-POTH 125G-3-FI	125	40	350	plain bore	155	140 x 110	105 x 75–80	11	48
LKX-POTH 125KAD-3	BKX-POTH 125KAD-3	LKX-POTH 125KAD-3-FI	125	40	350	ball bearing (C)	155	140 x 110	105 x 75–80	11	48
LKX-POTH 125XK-3	BKX-POTH 125XK-3	LKX-POTH 125XK-3-FI	125	40	350	ball bearing	155	140 x 110	105 x 75–80	11	48
LKX-POTH 150G	BKX-POTH 150G	LKX-POTH 150G-FI	150	45	500	plain bore	197	140 x 110	105 x 75–80	11	63
LKX-POTH 150XK	BKX-POTH 150XK	LKX-POTH 150XK-FI	150	45	500	ball bearing	197	140 x 110	105 x 75–80	11	63
LKX-POTH 160G	BKX-POTH 160G	LKX-POTH 160G-FI	160	45	550	plain bore	202	140 x 110	105 x 75–80	11	63
LKX-POTH 160XK	BKX-POTH 160XK	LKX-POTH 160XK-FI	160	45	550	ball bearing	202	140 x 110	105 x 75–80	11	63
LKX-POTH 200G	BKX-POTH 200G	LKX-POTH 200G-FI	200	50	800	plain bore	245	140 x 110	105 x 75–80	11	65
LKX-POTH 200XK	BKX-POTH 200XK	LKX-POTH 200XK-FI	200	50	800	ball bearing	245	140 x 110	105 x 75–80	11	65

Versions / options



with "stop-top" brake	directional lock (separate) 1 x 360°, stainless
-----------------------	---

Technical description page	112	115
Product code suffix	-ST	RI-05.03-KX
Available for	wheel Ø 150–200 mm	wheel Ø 150–200 mm*

* Only for swivel castors without brake or swivel castor with "stop-top" brake upon request

LEX-POBS, BX-POBS series

**Stainless steel castors with top plate,
wheel with Blickle Besthane® Soft
polyurethane tread**



140–300 kg

Bracket: LEX/BX series

- high-quality chromium-nickel steel (1.4301/AISI 304), stainless steel, vibration-ground finishing
- all parts including axle material are corrosion-resistant

Swivel bracket:

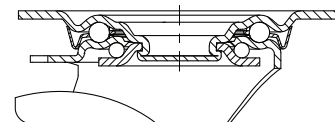
- double ball bearing in the swivel head
- swivel head seal
- minimum swivel head play and smooth rolling characteristic and increased service life due to the special dynamic Blickle riveting process

Wheel: POBS series

- tread: high-quality polyurethane elastomer Blickle Besthane® Soft, hardness 75 Shore A, colour blue, non-marking, non-staining, very low rolling resistance, **high dynamic load capacity**, corrosion and hydrolysis-resistant
- wheel centre: high-quality nylon 6, impact resistant, colour black

Additional details:

- bracket series: page 96
- brakes: page 112–113
- wheel series: page 68
- bearing types: page 84–85



Swivel castors	Fixed castors	Swivel castors with "stop-fix" brake	Wheel Ø [mm]	Wheel width [mm]	Load capacity [kg]	Bearing type	Total height [mm]	Plate size [mm]	Bolt hole spacing [mm]	Bolt hole Ø [mm]	Offset swivel castor [mm]
LEX-POBS 80XKF	BX-POBS 80XKF	LEX-POBS 80XKF-FI	80	30	140	ball bearing (C)	102	100 x 85	80 x 60	9	38
LEX-POBS 100XKA	BX-POBS 100XKA	LEX-POBS 100XKA-FI	100	38	150	ball bearing (C)	125	100 x 85	80 x 60	9	36
LEX-POBS 125XKA	BX-POBS 125XKA	LEX-POBS 125XKA-FI	125	40	150	ball bearing (C)	150	100 x 85	80 x 60	9	38
LEX-POBS 160XKA	BX-POBS 160XKA	LEX-POBS 160XKA-FI	160	50	300	ball bearing (CC)	195	140 x 110	105 x 75–80	11	54
LEX-POBS 200XKA	BX-POBS 200XKA	LEX-POBS 200XKA-FI	200	50	300	ball bearing (CC)	235	140 x 110	105 x 75–80	11	54

Versions / options



	with "ideal-stop" brake	directional lock (separate) 1 x 360°, stainless	directional lock (separate) 1 x 360°, stainless	with synthetic foot guard
Technical description page	112	115	115	116
Product code suffix	-IS	RI-03.01-KX	RI-03.03-KX	-FP
Available for	wheel Ø 160–200 mm upon request*	wheel Ø 100–125 mm**	wheel Ø 160–200 mm**	wheel Ø 125 mm upon request

* Without changing total height

** Only for swivel castors without brake

LKX-POBS, BKX-POBS series

Stainless steel heavy-duty castors, with top plate, wheel with Blickle Besthane® Soft polyurethane tread



200–500 kg

Bracket: LKX/BKX series

- high-quality chromium-nickel steel (1.4301/AISI 304), stainless steel, vibration-ground finishing
- all parts including axle material are corrosion-resistant

Swivel bracket:

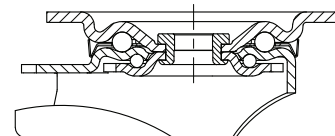
- double ball bearing in the swivel head
- strong central kingpin (from wheel Ø 160x50 mm)
- swivel head seal
- minimum swivel head play and smooth rolling characteristic and increased service life due to the special dynamic Blickle riveting process

Wheel: POBS series

- tread: high-quality polyurethane elastomer Blickle Besthane® Soft, hardness 75 Shore A, colour blue, non-marking, non-staining, very low rolling resistance, **high dynamic load capacity**, corrosion and hydrolysis-resistant
- wheel centre: high-quality nylon 6, impact resistant, colour black

Additional details:

- bracket series: page 97
- brakes: page 112–113
- wheel series: page 68
- bearing types: page 84–85



Swivel castors	Fixed castors	Swivel castors with "stop-fix" brake	Wheel Ø [mm]	Wheel width [mm]	Load capacity [kg]	Bearing type	Total height [mm]	Plate size [mm]	Bolt hole spacing [mm]	Bolt hole Ø [mm]	Offset swivel castor [mm]
LKX-POBS 100XKA-1	BKX-POBS 100XKA-1	LKX-POBS 100XKA-1-FI	100	38	200	ball bearing (C)	130	100 x 85	80 x 60	9	45
LKX-POBS 125XKA-1	BKX-POBS 125XKA-1	LKX-POBS 125XKA-1-FI	125	40	250	ball bearing (C)	155	100 x 85	80 x 60	9	48
LKX-POBS 125XKA-3	BKX-POBS 125XKA-3	LKX-POBS 125XKA-3-FI	125	40	250	ball bearing (C)	155	140 x 110	105 x 75–80	11	48
LKX-POBS 160XKA	BKX-POBS 160XKA	LKX-POBS 160XKA-FI	160	50	400	ball bearing (CC)	202	140 x 110	105 x 75–80	11	63
LKX-POBS 200XKA	BKX-POBS 200XKA	LKX-POBS 200XKA-FI	200	50	500	ball bearing (CC)	245	140 x 110	105 x 75–80	11	65

8

Versions / options



	with "stop-top" brake	directional lock (separate) 1 x 360°, stainless
Technical description page	112	115
Product code suffix	-ST	RI-05.03-KX
Available for	wheel Ø 160–200 mm	wheel Ø 160–200 mm*

* Only for swivel castors without brake or swivel castor with "stop-top" brake upon request

LEX-PO, BX-PO series

Stainless steel castors with top plate, with nylon wheel

150–300 kg



Bracket: LEX/BX series

- high-quality chromium-nickel steel (1.4301/AISI 304), stainless steel, vibration-ground finishing
- all parts including axle material are corrosion-resistant

Swivel bracket:

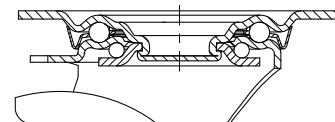
- double ball bearing in the swivel head
- swivel head seal
- minimum swivel head play and smooth rolling characteristic and increased service life due to the special dynamic Blickle riveting process

Wheel: PO series

- high-quality nylon 6, impact resistant, hardness 70 Shore D, colour natural white

Additional details:

- bracket series: page 96
- brakes: page 112–113
- wheel series: page 69
- bearing types: page 84–85



Swivel castors	Fixed castors	Swivel castors with "stop-fix" brake	Wheel Ø [mm]	Wheel width [mm]	Load capacity [kg]	Bearing type	Total height [mm]	Plate size [mm]	Bolt hole spacing [mm]	Bolt hole Ø [mm]	Offset swivel castor [mm]
LEX-PO 75G	BX-PO 75G	LEX-PO 75G-FI	75	32	150	plain bore	100	100 x 85	80 x 60	9	38
LEX-PO 75XR	BX-PO 75XR	LEX-PO 75XR-FI	75	32	150	roller bearing	100	100 x 85	80 x 60	9	38
LEX-PO 80G	BX-PO 80G	LEX-PO 80G-FI	80	32	150	plain bore	102	100 x 85	80 x 60	9	38
LEX-PO 80XR	BX-PO 80XR	LEX-PO 80XR-FI	80	32	150	roller bearing	102	100 x 85	80 x 60	9	38
LEX-PO 80KAD	BX-PO 80KAD	LEX-PO 80KAD-FI	80	32	150	ball bearing (C)	102	100 x 85	80 x 60	9	38
LEX-PO 100G	BX-PO 100G	LEX-PO 100G-FI	100	37	150	plain bore	125	100 x 85	80 x 60	9	36
LEX-PO 100XR	BX-PO 100XR	LEX-PO 100XR-FI	100	37	150	roller bearing	125	100 x 85	80 x 60	9	36
LEX-PO 100KAD	BX-PO 100KAD	LEX-PO 100KAD-FI	100	37	150	ball bearing (C)	125	100 x 85	80 x 60	9	36
LEX-PO 125G	BX-PO 125G	LEX-PO 125G-FI	125	40	150	plain bore	150	100 x 85	80 x 60	9	38
LEX-PO 125XR	BX-PO 125XR	LEX-PO 125XR-FI	125	40	150	roller bearing	150	100 x 85	80 x 60	9	38
LEX-PO 125KAD	BX-PO 125KAD	LEX-PO 125KAD-FI	125	40	150	ball bearing (C)	150	100 x 85	80 x 60	9	38
LEX-PO 150G	BX-PO 150G	LEX-PO 150G-FI	150	50	300	plain bore	190	140 x 110	105 x 75–80	11	54
LEX-PO 150XR	BX-PO 150XR	LEX-PO 150XR-FI	150	50	300	roller bearing	190	140 x 110	105 x 75–80	11	54
LEX-PO 160G	BX-PO 160G	LEX-PO 160G-FI	160	50	300	plain bore	195	140 x 110	105 x 75–80	11	54
LEX-PO 160XR	BX-PO 160XR	LEX-PO 160XR-FI	160	50	300	roller bearing	195	140 x 110	105 x 75–80	11	54
LEX-PO 200G	BX-PO 200G	LEX-PO 200G-FI	200	50	300	plain bore	235	140 x 110	105 x 75–80	11	54
LEX-PO 200XR	BX-PO 200XR	LEX-PO 200XR-FI	200	50	300	roller bearing	235	140 x 110	105 x 75–80	11	54

8

Versions / options



	electrically conductive version, non-marking grey	directional lock (separate) 1 x 360°, stainless	directional lock (separate) 1 x 360°, stainless	with synthetic foot guard	with stainless steel ball bearing and small thread guard
Technical description page	50	115	115	116	85
Product code suffix	-ELS	RI-03.01-KX	RI-03.03-KX	-FP	-XKA
Available for	see series PO...-ELS (page 435)	wheel Ø 75, 100, 125 mm*	wheel Ø 150–200 mm*	wheel Ø 125 mm upon request	upon request

* Only for swivel castors without brake

LEXR-PO series

Stainless steel castors with bolt hole, with nylon wheel

150–300 kg



Bracket: LEXR series

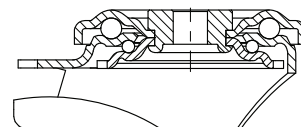
- high-quality chromium-nickel steel (1.4301/AISI 304), stainless steel, vibration-ground finishing
- double ball bearing in the swivel head
- strong central kingpin
- minimum swivel head play and smooth rolling characteristic and increased service life due to the special dynamic Blickle riveting process
- all parts including axle material are corrosion-resistant

Wheel: PO series

- high-quality nylon 6, impact resistant, hardness 70 Shore D, colour natural white

Additional details:

- bracket series: page 96
- brakes: page 112–113
- wheel series: page 69
- bearing types: page 84–85



Swivel castors	Swivel castors with "stop-fix" brake	Wheel Ø [mm]	Wheel width [mm]	Load capacity [kg]	Bearing type	Total height [mm]	Plate Ø [mm]	Bolt hole Ø [mm]	Offset swivel castor [mm]
LEXR-PO 75G	LEXR-PO 75G-FI	75	32	150	plain bore	100	70	13	38
LEXR-PO 75XR	LEXR-PO 75XR-FI	75	32	150	roller bearing	100	70	13	38
LEXR-PO 80G	LEXR-PO 80G-FI	80	32	150	plain bore	102	70	13	38
LEXR-PO 80XR	LEXR-PO 80XR-FI	80	32	150	roller bearing	102	70	13	38
LEXR-PO 80KAD	LEXR-PO 80KAD-FI	80	32	150	ball bearing (C)	102	70	13	38
LEXR-PO 100G	LEXR-PO 100G-FI	100	37	150	plain bore	125	70	13	36
LEXR-PO 100XR	LEXR-PO 100XR-FI	100	37	150	roller bearing	125	70	13	36
LEXR-PO 100KAD	LEXR-PO 100KAD-FI	100	37	150	ball bearing (C)	125	70	13	36
LEXR-PO 125G	LEXR-PO 125G-FI	125	40	150	plain bore	150	70	13	38
LEXR-PO 125XR	LEXR-PO 125XR-FI	125	40	150	roller bearing	150	70	13	38
LEXR-PO 125KAD	LEXR-PO 125KAD-FI	125	40	150	ball bearing (C)	150	70	13	38
LEXR-PO 150G	LEXR-PO 150G-FI	150	50	300	plain bore	190	88	13	54
LEXR-PO 150XR	LEXR-PO 150XR-FI	150	50	300	roller bearing	190	88	13	54
LEXR-PO 160G	LEXR-PO 160G-FI	160	50	300	plain bore	195	88	13	54
LEXR-PO 160XR	LEXR-PO 160XR-FI	160	50	300	roller bearing	195	88	13	54
LEXR-PO 200G	LEXR-PO 200G-FI	200	50	300	plain bore	235	88	13	54
LEXR-PO 200XR	LEXR-PO 200XR-FI	200	50	300	roller bearing	235	88	13	54

8

Versions / options



	electrically conductive version, non-marking grey	with stainless steel ball bearing and small thread guard	with synthetic foot guard
Technical description page	50	85	116
Product code suffix	-ELS	-XKA	-FP
Available for	see series PO...-ELS (page 435)	upon request	wheel Ø 125 mm upon request

LEXZ-PO series

Stainless steel castors with stem, with nylon wheel

150–300 kg

Bracket: LEXZ series

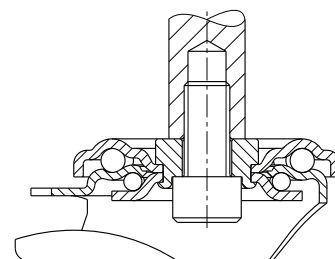
- high-quality chromium-nickel steel (1.4301/AISI 304), stainless steel, vibration-ground finishing
- double ball bearing in the swivel head
- minimum swivel head play and smooth rolling characteristic and increased service life due to the special dynamic Blickle riveting process
- stainless steel plug-in stem and central kingpin bolted and secured
- all parts including axle material are corrosion-resistant

Wheel: PO series

- high-quality nylon 6, impact resistant, hardness 70 Shore D, colour natural white

Additional details:

- bracket series: page 96
- brakes: page 112–113
- wheel series: page 69
- bearing types: page 84–85



Swivel castors	Swivel castors with "stop-fix" brake	Wheel Ø [mm]	Wheel width [mm]	Load capacity [kg]	Bearing type	Total height [mm]	Stem Ø [mm]	Stem length [mm]	Offset swivel castor [mm]
LEXZ-PO 75G	LEXZ-PO 75G-FI	75	32	150	plain bore	100	20	50	38
LEXZ-PO 80G	LEXZ-PO 80G-FI	80	32	150	plain bore	102	20	50	38
LEXZ-PO 100G	LEXZ-PO 100G-FI	100	37	150	plain bore	125	20	50	36
LEXZ-PO 125G	LEXZ-PO 125G-FI	125	40	150	plain bore	150	20	50	38
LEXZ-PO 150G	LEXZ-PO 150G-FI	150	50	300	plain bore	190	27	60	54
LEXZ-PO 160G	LEXZ-PO 160G-FI	160	50	300	plain bore	195	27	60	54
LEXZ-PO 200G	LEXZ-PO 200G-FI	200	50	300	plain bore	235	27	60	54

8

Versions / options



	electrically conductive version, non-marking grey	with synthetic foot guard
Technical description page	50	116
Product code suffix	-ELS	-FP
Available for	see series PO...-ELS (page 435)	wheel Ø 125 mm upon request

LX-PO, BX-PO series

**Stainless steel castors, medium-duty design,
with top plate,
with nylon wheel**

250–400 kg

Bracket: LX/BX series

- high-quality chromium-nickel steel (1.4301/AISI 304), stainless steel, vibration-ground finishing
- all parts including axle material are corrosion-resistant

Swivel bracket:

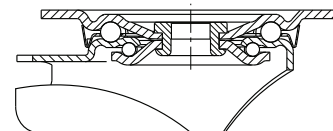
- double ball bearing in the swivel head
- strong central kingpin
- swivel head seal
- minimum swivel head play and smooth rolling characteristic and increased service life due to the special dynamic Blickle riveting process

Wheel: PO series

- high-quality nylon 6, impact resistant, hardness 70 Shore D, colour natural white

Additional details:

- bracket series: page 97
- brakes: page 112–113
- wheel series: page 69
- bearing types: page 84–85



Swivel castors	Fixed castors	Swivel castors with "stop-fix" brake	Wheel Ø [mm]	Wheel width [mm]	Load capacity [kg]	Bearing type	Total height [mm]	Plate size [mm]	Bolt hole spacing [mm]	Bolt hole Ø [mm]	Offset swivel castor [mm]
LX-PO 100G	BX-PO 100G	LX-PO 100G-FI	100	37	250	plain bore	125	100 x 85	80 x 60	9	36
LX-PO 100XR	BX-PO 100XR	LX-PO 100XR-FI	100	37	250	roller bearing	125	100 x 85	80 x 60	9	36
LX-PO 100KAD	BX-PO 100KAD	LX-PO 100KAD-FI	100	37	250	ball bearing (C)	125	100 x 85	80 x 60	9	36
LX-PO 125G	BX-PO 125G	LX-PO 125G-FI	125	40	250	plain bore	150	100 x 85	80 x 60	9	38
LX-PO 125XR	BX-PO 125XR	LX-PO 125XR-FI	125	40	250	roller bearing	150	100 x 85	80 x 60	9	38
LX-PO 125KAD	BX-PO 125KAD	LX-PO 125KAD-FI	125	40	250	ball bearing (C)	150	100 x 85	80 x 60	9	38
LX-PO 150G	BX-PO 150G	LX-PO 150G-FI	150	50	400	plain bore	190	140 x 110	105 x 75–80	11	60
LX-PO 150XR	BX-PO 150XR	LX-PO 150XR-FI	150	50	400	roller bearing	190	140 x 110	105 x 75–80	11	60
LX-PO 150XK	BX-PO 150XK	LX-PO 150XK-FI	150	50	400	ball bearing	190	140 x 110	105 x 75–80	11	60
LX-PO 160G	BX-PO 160G	LX-PO 160G-FI	160	50	400	plain bore	195	140 x 110	105 x 75–80	11	60
LX-PO 160XR	BX-PO 160XR	LX-PO 160XR-FI	160	50	400	roller bearing	195	140 x 110	105 x 75–80	11	60
LX-PO 160XK	BX-PO 160XK	LX-PO 160XK-FI	160	50	400	ball bearing	195	140 x 110	105 x 75–80	11	60
LX-PO 200G	BX-PO 200G	LX-PO 200G-FI	200	50	400	plain bore	235	140 x 110	105 x 75–80	11	65
LX-PO 200XR	BX-PO 200XR	LX-PO 200XR-FI	200	50	400	roller bearing	235	140 x 110	105 x 75–80	11	65
LX-PO 200XK	BX-PO 200XK	LX-PO 200XK-FI	200	50	400	ball bearing	235	140 x 110	105 x 75–80	11	65

8

Versions / options



	electrically conductive version, non-marking grey	with "stop-top" brake	directional lock (separate) 1 x 360°, stainless	directional lock (separate) 1 x 360°, stainless	with synthetic foot guard
Technical description page	50	112	115	115	116
Product code suffix	-ELS	-ST	RI-03.01-KX	RI-05.03-KX	-FP
Available for	see series PO...ELS (page 435)	all	wheel Ø 100–125 mm*	wheel Ø 150+160 mm; wheel Ø 200 mm upon request*	wheel Ø 125 mm upon request

* Only for swivel castors without brake or swivel castor with "stop-top" brake upon request

LKX-SPO, BKX-SPO series

Stainless steel heavy-duty castors with top plate, with heavy-duty nylon wheel

350–800 kg

Bracket: LKX/BKX series

- high-quality chromium-nickel steel (1.4301/AISI 304), stainless steel, vibration-ground finishing
- all parts including axle material are corrosion-resistant

Swivel bracket:

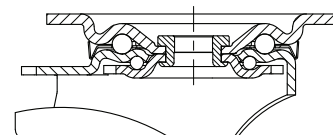
- double ball bearing in the swivel head
- strong central kingpin (from wheel Ø 125x50 mm)
- swivel head seal
- minimum swivel head play and smooth rolling characteristic and increased service life due to the special dynamic Blickle riveting process

Wheel: SPO series

- high-quality nylon 6, impact resistant, hardness 70 Shore D, extremely robust heavy-duty version, colour natural white

Additional details:

- bracket series: page 97
- brakes: page 112–113
- wheel series: page 69
- bearing types: page 84–85



Swivel castors	Fixed castors	Swivel castors with "stop-fix" brake	Wheel Ø [mm]	Wheel width [mm]	Load capacity [kg]	Bearing type	Total height [mm]	Plate size [mm]	Bolt hole spacing [mm]	Bolt hole Ø [mm]	Offset swivel castor [mm]
LKX-SPO 80G	BKX-SPO 80G	LKX-SPO 80G-FI	80	37	350	plain bore	110	100 x 85	80 x 60	9	40
LKX-SPO 80XK	BKX-SPO 80XK	LKX-SPO 80XK-FI	80	37	350	ball bearing	110	100 x 85	80 x 60	9	40
LKX-SPO 100G-1	BKX-SPO 100G-1	LKX-SPO 100G-1-FI	100	37	350	plain bore	130	100 x 85	80 x 60	9	45
LKX-SPO 100XK-1	BKX-SPO 100XK-1	LKX-SPO 100XK-1-FI	100	37	350	ball bearing	130	100 x 85	80 x 60	9	45
LKX-SPO 125G-1	BKX-SPO 125G-1	LKX-SPO 125G-1-FI	125	40	350	plain bore	155	100 x 85	80 x 60	9	48
LKX-SPO 125G-3	BKX-SPO 125G-3	LKX-SPO 125G-3-FI	125	40	350	plain bore	155	140 x 110	105 x 75–80	11	48
LKX-SPO 125XK-1	BKX-SPO 125XK-1	LKX-SPO 125XK-1-FI	125	40	350	ball bearing	155	100 x 85	80 x 60	9	48
LKX-SPO 125XK-3	BKX-SPO 125XK-3	LKX-SPO 125XK-3-FI	125	40	350	ball bearing	155	140 x 110	105 x 75–80	11	48
LKX-SPO 127G	BKX-SPO 127G	LKX-SPO 127G-FI	125	50	750	plain bore	170	140 x 110	105 x 75–80	11	55
LKX-SPO 127XK	BKX-SPO 127XK	LKX-SPO 127XK-FI	125	50	750	ball bearing	170	140 x 110	105 x 75–80	11	55
LKX-SPO 150G	BKX-SPO 150G	LKX-SPO 150G-FI	150	50	800	plain bore	197	140 x 110	105 x 75–80	11	63
LKX-SPO 150XK	BKX-SPO 150XK	LKX-SPO 150XK-FI	150	50	800	ball bearing	197	140 x 110	105 x 75–80	11	63
LKX-SPO 200G	BKX-SPO 200G	LKX-SPO 200G-FI	200	50	800	plain bore	245	140 x 110	105 x 75–80	11	65
LKX-SPO 200XK	BKX-SPO 200XK	LKX-SPO 200XK-FI	200	50	800	ball bearing	245	140 x 110	105 x 75–80	11	65

Versions / options



	with "stop-top" brake	directional lock (separate) 1 x 360°, stainless
Technical description page	112	115
Product code suffix	-ST	RI-05.03-KX
Available for	wheel Ø 125x50–200 mm	wheel Ø 150–200 mm*

* Only for swivel castors without brake or swivel castor with "stop-top" brake upon request